

2017

2018 03

) (

2017

10

0.32

963,431,273

0

.....	2
.....	6
.....	11
.....	13
.....	29
.....	78
.....	86
.....	87
.....	98
.....	105
.....	106
.....	215

			000555
	Digital China Information Service Company Ltd.		
	DCITS		
	8	2	11B1
	518057		
	10	18	
	100094		
	www.dcits.com		
	dcits-ir@dcits.com		

	10 18	10 18
	010-61853676	010-61853676
	010-62694810	010-62694810
	dcits-ir@dcits.com	dcits-ir@dcits.com

	http://www.cninfo.com.cn
	10 18

	91440300726198124D
	1
	2 2001 2 16 TEC5200 ()
	3 2001 4 27 TEC5200 ()
	4 2001 5 28 TEC5200 ()
	5 2007 7 16 TEC5200 ()
	6 2010 7 19 TEC5200
	7 2014 2 26
	1 32,412,428 43.57%
	2 2000 9 11
	3 2000 9 7 19,897,057
	24.32%
	4 2004 11 9 2010 2 8
	5 2013 12 30 194,770,055
	45.17%
	6 2014 12 25

			20,520,227		431,214,014
		451,734,241			43.12%
7	2015	1	13		
			7,171,717		458,905,958
				42.44%	
8	2015	9	16	2015	
	2015	9	22	2015	
			458,905,958	917,811,916	
			42.44%		
9	2016	12	29		
			45,619,357		917,811,916
			963,431,273		40.43%

			8	A 9

□ √

√ □

			33	2016 11 22 2017
	B	15		12 31

□ √

	2017	2016		2015
	8,187,056,661.83	8,014,312,755.85	2.16%	6,712,855,773.20
	302,642,281.64	241,990,602.43	25.06%	350,620,327.31
	264,158,874.34	243,283,505.71	8.58%	326,443,876.20
	343,643,405.55	564,212,435.87	-39.09%	78,386,638.78
/	0.3141	0.2637	19.11%	0.3820

	9,767,753.57	2,283,976.79		
			3,524,517.48	
			6,756.52	
	3,265,678.06	-17,358,334.86	11,860,810.48	
			-5,315.78	
	4,430,037.65	3,250,919.54	3,498,230.43	
	3,040,449.53	4,884,960.27	6,271,118.54	
	38,483,407.30	-1,292,903.28	24,176,451.11	--

1 —

1 —

□ √

1 —

1

		17.24%
		1.36%
	0	1.15
		121.78%
	467.27	0
		34.59%
		45.73%
		39.17%

2

□ √

IT

1

IT

2017

"IT+"

2

"2017

" "2017

"

--ITSS

"2017

"

2017

"

"

Fintech

Sm@rtGalaxy

"2017 IDC

TOP25 "

3

" "+"

Fintech

2017 IT+ 81.87
 2.16% 20.79% 1.26 3.03
 25.06%
 /,, .5

1 IT IT
 ., /1 Fintech
 11 18 8 3
 2 .2 .- -2 /- .1 , -

· , -1.4
 ,,,

3 - -2

4

. 0, 1/ --!

- .2 .- -2 /-! .1 , -! . -,
 . . 0, -2 /5! 1/ --! 0 , 4
 / 4 5. . 00! /3 1.! / /1
 0 / -- ., 10! 00 -.!
 - 02
 1 0- ./ - , 5! -, 40! - -,

1

“ ” “ ”

2

1

	2017		2016		
	8,187,056,661.83	100%	8,014,312,755.85	100%	2.16%

	8,187,056,661.83	100.00%	8,014,312,755.85	100.00%	2.16%
	2,620,891,421.99	32.01%	2,253,395,754.72	28.12%	16.31%
	239,955,432.51	2.93%	286,994,457.32	3.58%	-16.39%
	891,520,258.83	10.89%	913,836,017.08	11.40%	-2.44%
	311,143,389.64	3.80%	391,587,011.70	4.89%	-20.54%
	4,122,995,514.71	50.36%	4,168,499,515.03	52.01%	-1.09%
	550,644.15	0.01%			
	8,174,885,472.51	99.85%	7,947,580,021.85	99.17%	2.86%
	12,171,189.32	0.15%	66,732,734.00	0.83%	-81.76%

2

10%

√ □

	8,187,056,661.83	6,484,785,957.30	20.79%	2.16%	0.56%	1.26%
	2,620,891,421.99	1,965,464,348.30	25.01%	16.31%	13.14%	2.10%
	891,520,258.83	557,006,394.54	37.52%	-2.44%	-7.40%	3.35%
	4,122,995,514.71	3,675,930,749.68	10.84%	-1.09%	-2.30%	1.10%
	8,174,885,472.51	6,474,786,437.50	20.80%	2.86%	1.20%	1.30%

1

□ √

3

□ √

4

√ □

1

2015 12 “ ‘ ’ ”

2

2016 12 “ ‘ ’ ”

3

., -2 .

0

., -3 .

5

		2017		2016		
		6,484,785,957.30	100.00%	6,448,551,352.56	100.00%	0.56%

		2017		2016		
		1,965,464,348.30	30.31%	1,737,167,108.97	26.94%	13.14%
		112,513,689.06	1.74%	122,858,865.25	1.90%	-8.42%
		557,006,394.54	8.59%	601,527,694.32	9.33%	-7.40%
		173,870,775.72	2.68%	224,549,312.91	3.48%	-22.57%
		3,675,930,749.68	56.68%	3,762,448,371.11	58.35%	-2.30%

6

√ □

29

100%

7

□ √

8

	1,564,658,064.36
	19.11%
	0.00%

5

1		365,663,879.07	4.47%
2		322,013,090.35	3.93%
3		311,440,755.04	3.80%
4		288,889,146.23	3.53%
5		276,651,193.67	3.38%
	--	1,564,658,064.36	19.11%

□ √

	1,951,298,102.95
	31.80%
	0.00%

5

1		1,009,531,709.45	16.45%

2		313,166,753.59	5.10%
3		232,952,183.65	3.80%
4		204,305,564.02	3.33%
5		191,341,891.74	3.12%
	--	1,951,298,102.95	31.80%

□ √

3

	2017	2016		
	528,853,776.92	525,853,638.07	0.57%	
	722,204,101.22	593,994,039.76	21.58%	
	56,752,708.82	64,919,357.78	-12.58%	

4

√ □

2017

“ ”

+

48,633.13

5.94%

3,981.14

8.19%

2017

	2017	2016	
	3,849	3,783	1.74%
	38.71%	44.32%	-5.61%
	486,331,342.78	427,834,447.08	13.67%
	5.94%	5.34%	0.60%
	39,811,389.43	48,717,008.96	-18.28%
	8.19%	11.39%	-3.20%

□ √

□ √

5

	2017	2016	
	8,985,390,008.02	9,164,214,820.59	-1.95%
	8,641,746,602.47	8,600,002,384.72	0.49%
	343,643,405.55	564,212,435.87	-39.09%
	12,183,683,047.89	4,379,689,604.86	178.19%
	12,554,873,690.37	5,401,723,232.23	132.42%
	-371,190,642.48	-1,022,033,627.37	63.68%
	2,066,309,094.69	2,805,547,808.48	-26.35%
	2,003,208,017.26	2,497,582,398.36	-19.79%
	63,101,077.43	307,965,410.12	-79.51%
	33,441,220.43	-137,004,851.10	-124.41%

√ □

1 39.09%

2 63.68%

3 79.51%

□ √

√ □

	44,808,889.13	11.71%		
	81,077,965.44	21.20%		
	2,732,932.69	0.71%		
	-365,943.80	-0.10%		
	55,130,913.32	14.41%		

1

	2017		2016			
	1,780,637,091.58	16.61%	1,747,989,666.20	18.40%	-1.79%	
	3,188,662,845.15	29.75%	2,629,646,763.07	27.69%	2.06%	
	1,784,466,170.11	16.65%	1,325,852,617.99	13.96%	2.69%	
	384,292,164.61	3.58%	375,460,740.72	3.95%	-0.37%	
	628,994,884.32	5.87%	536,505,063.40	5.65%	0.22%	
			114,936,432.17	1.21%	-1.21%	
	1,446,819,592.26	13.50%	1,153,902,203.12	12.15%	1.35%	
	65,000,000.00	0.61%			0.61%	

2

□ √

3

4,264,276.44

1

√

44,603,283.17	1,283,587,027.50	-96.53%

2

√

			780,000,000.00	100.00%	-	-		., -3		0.00	0.00		2017 12 01	http:// www.c ninfo.c om.cn
	--	--	780,000,000.00	--	--	--	--	--	--	0.00	0.00	--	--	--

2018 3 15

2018-028

3

√

4

1

√

2

□ √

5

√ □

1


√ □

2013		20,000		17,497.52				2,502.48		2,502.48	
2014		22,666.67		22,666.67		413.89	0.42%				
2016		56,100	14,148.09	56,100				0			
	--	98,766.67	14,148.09	96,264.19	0	413.89	0.42%	2,502.48	--	2,502.48	
		98,766.67		96,264.19				14,148.09			
1	2014	413.89									
2	2016		14,148.09						2017	1	11

2

√ □

		()	(1)	(2)	(3) (2)/(1)						
*1			13,830.42	13,830.42		14,240.6	102.97%				



*2	2,580	2,580	2,924.99	<u>113.37%</u>
----	-------	-------	----------	----------------

	2017 9 19	2,643	12	
	2018 3 16	2,643		2,643
	*1			
	*2			

3

√

1

√

2

√

√ □

10%

			800,000,000.00	4,466,571,541.21	1,182,452,893.57	4,422,684,600.84	143,582,116.68	119,933,717.50
			51,907,000.00	1,004,345,516.25	77,219,237.18	1,392,162,073.44	43,898,056.19	37,528,297.78
			104,182,000.00	927,938,800.03	616,840,498.85	524,649,880.59	68,326,679.93	56,056,239.14
			102,340,000.00	697,460,436.48	393,380,277.62	665,529,079.32	87,018,802.47	79,894,023.29
			10,000,000.00	652,742,100.12	309,078,861.38	352,772,676.30	105,731,538.94	87,540,983.04

√ □

2018

□ √

., -4

-

CT

ICT

.

2018

IT

2018 3 20

"IaaS+SaaS+FaaS"

/

2018

“ ” “ ”

“ ”

2018

0

Pipeline

1

2017

2

GB/T19001-2000 idt ISO9000 CMMI

ITIL PMBOK

3

1

√ □

2017 01 09			http://www.cninfo.com.cn/finalpage/2017-01-12/1203012026.PDF
2017 01 12			http://www.cninfo.com.cn/finalpage/2017-01-18/1203025413.PDF
2017 03 30			http://www.cninfo.com.cn/finalpage/2017-04-01/1203248637.PDF
2017 04 27			http://www.cninfo.com.cn/finalpage/2017-05-03/1203474556.PDF
2017 08 30			http://www.cninfo.com.cn/finalpage/2017-09-

√

□

1 2017 4 25 2016 <2016 >

963,431,273 10 0.26 2017 5 15 2016

2017 5 22 2017 5 23

2

3

1 2017 963,431,273 10 0.32

2017

2 2016 963,431,273 10 0.26

2017 5 23

3 2015 2015 917,811,916

10 0.4 2016 5 10

4 2015 458,905,958 10

10 2015 2015 9 22

--	--	--	--	--	--

2017	30,829,800.74	302,642,281.64	10.19%	0.00	0.00%
2016	25,049,213.09	241,990,602.43	10.35%	0.00	0.00%
2015	36,712,476.64	350,620,327.31	10.47%	0.00	0.00%

□ √

√ □

10	0
10	0.32
10	0
	963,431,273
	30,829,800.74
	134,681,033.03
	100%

	2017	41,040,277.01	
	10%	4,104,027.70	2016
25,049,213.09		122,793,996.81	2017
134,681,033.03			


2018

1

√ □

			36		2013 12 30	2016 12 29		2017 1 24
			12	24	2013 12 30	12 24 50%	26,478,251 52,956,504	52,956,503 2015 2 12 2017 1 24

						2015 12 31 XYZH/2016BJA10126 29 (2016) 128 2015 12 31 306,400.00 2,753.44 2015 12 31 306,400.00 2,753.44 301,513.50 2015 12 31 2014 2015 2013
				2013 12 30		



1

12

2015

			50%		22.5				
				1,319,157					
					2014	2015	2016		
			4,450.00	6,675.00	10,012.50				
			1		1				
			2						
				2					
					3				

			5			2014	2015	2016
			2014 11 29					
				2014 12 25				

			2			
				2014 12 25		

					2014 12 25	
		ATM	1 2 2	1	2014 12 25	
		ATM		5%		

			ATM	2	1			
				2	1			
			ATM					


						2016 06 13	2017 12 28	757,395	2018 1 19
		2016	2017	2018				1 2016	6,158.45
					5,760.00	2016 06 13	2019 3 31	106.92% 2 2017	
		7,100.00	8,840.00					7,457.88	7,100.00
					1			105.04%	
				2					
						2016 06 13			
				3					
					4				

			5			
			1	2	3	4
					2016 06 13	

				2016 07 19		
		1	2 3 4	2016 06 13		
			5			

		1	2	2014		
		4	3	()	2016 12 01	2017 12 28
			5			2018 1 19
			1	2	2016 06 13	

			1 1 2 2			
		ATM		2016 06 13		
				2016 06 13		



2

√ □

-	2017 01 01	2017 12 31	7,100	7,457.88		2016 05 25	http://www.cninfo.com.cn)

√ □

2016 96.03% 2016 11 22 2017 7,100.00 2017 7,457.88 105.04%

□ √

□ √

√ □

1 2017 6 12 16 — 2017 1 1 2 2017 ..-3 /, 2017

2017 5 10	16 —	
2017 1 1 1	2017 6 12	2017 1 55,130,913.32
2017 30	“	/-4(-./3/ ,5 .11(-.1(253 .. , , ,

100% 30

	142

-0. ., -3 2017 35

√ □

()			()	()	()	
"	4,672		1 2014 5 22 2 2014 8 20 2014 17530 38,876,998 7,849,265.9 137,716 7	http://www.cninfo.com.cn 2014 5 27 2014 8 26 2014 " " 2014 8 29		http://www.cninfo.com.cn 2014 5 27 2014 08 29 2014 8 26 2014 " " 2014 8 29
	5,301.16					

□ √

□ √

□ √

1

√ □

						2,429.49	0.30%	17,500				2017 03 30	http://www.cninfo.com.cn
								1,500				2017 03 30	http://www.cninfo.com.cn
						239.06	0.03%	2,500				2017 03 30	http://www.cninfo.com.cn
						1,427.28	0.23%	5,500				2017 03 30	http://www.cninfo.com.cn
						12,926.31	2.11%	46,000				2017 03 30	http://www.cninfo.com.cn

						2,113.13	0.34%	3,500				2017 03 30	http://www.cninfo.com.cn
						2,015.49	0.33%	3,500				2017 03 30	http://www.cninfo.com.cn
				--	--	21,150.76	--	80,000	--	--	--	--	--
				2017				17,500		2,429.49			5,500
					1,427.28						3,500		2,113.13
					1,500		0					2,500	239.06
						46,000		12,926.31					
				3,500	2,015.49								

2

√

3

√

4

√ □

□ √

5

□ √

1

1

□ √

2

□ √

3

□ √

2

√ □

1

2017 09

28

--	--

	2017 04 26	5,000	2017 09 01	2,020		1		
	2017 04 26	14,000	2017 09 01	7,503		1		
	2017 04 26	30,000	2017 09 27	9,812.13		1		
C1			55,000	C2				38,195.54
C3			55,000	C4				19,435.13
A1+B1+C1			325,858.74	A2+B2+C2				322,545.62
A3+B3+C3			572,868.13	A4+B4+C4				149,165.08
A4+B4+C4								30.51%
D								0
E				70%				114,293.3
D+E+F								114,293.3

2

□ √

3

1

√ □

		592,405	49,500	0

		521,260	0	0
		5,000	0	0
		185,000	0	0
		1,303,665	49,500	0

10,000	2017	03	2017	03	7.34%	2.01	2.01
	29		30				

			10,000		2017 27	12 28			12.63%	3.46	3.46					
			10,000		2017 27	12 28			14.63%	4.01	4.01					
			10,000		2017 27	12 28			15.64%	4.28	4.28					
			386,120	--	--	--	--	--	--	1,743.05	1,207.92	--		--	--	--

□ √

2

□ √

4

√ □

			2016 03 18	6,104.46									2015 12 26	http //www.cninfo.com
			2016 12 15	9,938.87									2016 12 16	http //www.cninfo.com
			2016 12 20	1,355.85									2016 12 16	http //www.cninfo.com
			2017 12 12	-									2017 12 14	http //www.cninfo.com

1

2017

41,329

+

“ ” “ ”

“ ”

2

1

“ ”

“ ”

2

2017

“ ”

3

3

√ □

2015

2015 5 26

2015

2015 12 1

2015

2016 4 15

2016 9 13

2016 12 12

2016

2016

12 29

2016

2017 8 29

2017 9 27

2017

2015

2015

2017 8

30 9 28

<http://www.cninfo.com.cn>

2016

2016 5 24

2016

2016 6 13

2016

2016 7 19 2016

96.03%

2016 5 25 7 8 8 9

1,325,300 1,267,900 37,400

2.57%

2016 11 3

2016 2517 2016 11 22 96.03%

2016 12 29

45,619,357 917,811,916 963,431,273

100,905,900 98.60%

2017 1 18

0.166113% 0.166113% 0.006645%

98.94% 2017 1 19 <http://www.cninfo.com.cn>

2017 12 18

0.91753% 0.002345% 0.041528%

99.90%

2015 12 14 2015 2016 1 6 2016

2016 2016 9 2

2016 2 2016 9 2

<http://www.cninfo.com.cn> 2016

2017 5 26

2016 12 13 2016 2016 12 29 2016

13

2017 1 2017 7 3

2017 1012 13

12 24

2017 7 4 <http://www.cninfo.com.cn>

2017 7 5 2017 7 5

2017 7 10

2017 11 30

2017

2017 12 28

2017

2017

., -3), 1,	1!	12	., -3 3 -.
., -3), 1-	1!	12	., -3 3 -.
., -3), 1.		. 4	., -3 3 -1
., -3), 1/		. 0	., -3 3 ..
., -3), 10		/2	., -3 3 .5
., -3), 11		/2	., -3 3 .5
., -3), 12		//	., -3 4 -
., -3), 13		. 5	., -3 4 1
., -3), 14		0,	., -3 4 -.
., -3), 15		01	., -3 4 -1
., -3), 2,		0,	., -3 4 -5
., -3), 2-		01	., -3 4 ..
., -3), 2.		01	., -3 4 ..
., -3), 2/		44	., -3 4 .1
., -3), 20		-, ,	., -3 4 .2
., -3), 21		00	., -3 4 /,
., -3), 22		00	., -3 4 /,
., -3), 23	., -3	00	., -3 4 .5
., -3), 24	., -1	00	., -3 4 /,
., -3), 25		00	., -3 4 /,
., -3), 3,		/3	., -3 4 /,
., -3), 3-	., -3	00	., -3 4 /,
., -3), 3.		00	., -3 4 /,
., -3), 3/		/2	., -3 5 2
., -3), 30	., -3	/3	., -3 5 -.
., -3), 31		/3	., -3 5 -.
., -3), 32		/3	., -3 5 -.
., -3), 33	., -3	/3	., -3 5 -.

., -3), 34		04	., -3 5 -/
., -3), 35	1!	0	., -3 5 -4
., -3), 4,	., -3	.4	., -3 5 .,
., -3), 4-		.4	., -3 5 .,
., -3), 4.	., -3	.4	., -3 5 .,
., -3), 4/		.5	., -3 5 .,
., -3), 40		1/	., -3 5 .-
., -3), 41	., -3	01	., -3 5 ./
., -3), 42		0	., -3 5 ./
., -3), 43		.5	., -3 5 .3
., -3), 44	., -3	.5	., -3 5 .4
., -3), 45		0,	., -3 5 .5
., -3), 5,		0,	., -3 -, --
., -3), 5-		.0	., -3 -, -/
., -3), 5.		//	., -3 -, -4
., -3), 5/		-,4	., -3 -, .,
., -3), 50		-.	., -3 -, .0
., -3), 51		-.	., -3 -, .1
., -3), 52		13	., -3 -, .2
., -3), 53		205	., -3 -, .3
., -3), 54	., -3	205	., -3 -, .3
., -3), 55		205	., -3 -, .3
., -3) -, ,		213	., -3 -, .3
., -3) -, -		4,	., -3 -, .3
., -3) -, .	1!	.4	., -3 -- .
., -3) -, /	1!	.4	., -3 -- .
., -3) -, 0		./.	., -3 -- /
., -3) -, 1		1/	., -3 -- -,

., -3) -, 2	1!	1/	., -3 -- -1
., -3) -, 3		//	., -3 -- -3
., -3) -, 4		12	., -3 -- .0
., -3) -, 5		05	., -3 -- .0
., -3) --,		04	., -3 -- .4
., -3) ---		. -	., -3 -- /,
., -3) --.	., -3	3	., -3 -. -
., -3) --/		3	., -3 -. -
., -3) --0		3	., -3 -. -
., -3) --1		3	., -3 -. -
., -3) --2	., -3	3(4	., -3 -. -
., -3) --3	., -3	4	., -3 -. -
., -3) --4		4	., -3 -. -
., -3) --5	., -3	4	., -3 -. 2
., -3) -. ,		. 1	., -3 -. 2
., -3) -. -	., -3	. 1(. 2	., -3 -. 2
., -3) -. .	., -3	. 2	., -3 -. 2
., -3) -. /		0-	., -3 -. 4
., -3) -. 0		--/	., -3 -. -0
., -3) -. 1		. 1	., -3 -. -1
., -3) -. 2		. 1	., -3 -. -1
		. 2	., -3 -. -1
., -3) -. 3	., -3 ., -3	//	., -3 -. -2
., -3) -. 4		0	., -3 -. . ,
., -3) -. 5		-, ,	., -3 -. . -
., -3) -. /,		-//	., -3 -. . /
., -3) -. /-	., -3	05	., -3 -. . 2

$., -3) - /.$		$.,$	$., -3) - . 3$	
$., -3) - //$		53	$., -3) - . 4$	
$., -3) - /0$	$., -3$	$.-$	$., -3) - . 5$	

□ √

1

	705,358,111	73.21%	0	0	0	-631,425,530	-631,425,530	73,932,581	7.67%
1	0	0.00%	0	0	0	0	0	0	0.00%
2	95,329,384	9.89%	0	0	0	-95,329,384	-95,329,384	0	0.00%
3	591,311,893	61.38%	0	0	0	-517,379,312	-517,379,312	73,932,581	7.67%
	518,574,455	53.83%	0	0	0	-514,169,948	-514,169,948	4,404,507	0.46%
	72,737,438	7.55%	0	0	0	-3,209,364	-3,209,364	69,528,074	7.22%
4	18,716,834	1.94%	0	0	0	-18,716,834	-18,716,834	0	0.00%
	18,716,834	1.94%	0	0	0	-18,716,834	-18,716,834	0	0.00%
	0	0.00%	0	0	0	0	0	0	0.00%
	258,073,162	26.79%	0	0	0	631,425,530	631,425,530	889,498,692	92.33%
1	258,073,162	26.79%	0	0	0	631,425,530	631,425,530	889,498,692	92.33%
2	0	0.00%	0	0	0	0	0	0	0.00%
3	0	0.00%	0	0	0	0	0	0	0.00%
4	0	0.00%	0	0	0	0	0	0	0.00%
	963,431,273	100.00%	0	0	0	0	0	963,431,273	100.00%

√ □
 1 2017 1 24 2013 628,216,166 389,540,110
 119,021,176 18,716,834 5,608,662 52,956,504 42,372,880
 2017 1 20 www.cninfo.com.cn 2013

2 2017 10 17 2014 3,209,364 1,214,798
 1,108,092 886,474 2017 10 13 www.cninfo.com.cn
 2014

□ √

□ √

□ √

□ √

2

√ □

	389,540,110	389,540,110	0	0	389,540,110	2017 1 24
	119,021,176	119,021,176	0	0	119,021,176	2017 1 24
	52,956,504	52,956,504	0	0		

	9,972,832	1,108,092	0	8,864,740	11,080,924	2016 4 25 1,108,092 2017 10 17 1,108,092 2018 3 31 8,864,740
	8,527,926	0	0	8,527,926	8,527,926	2019 12 28 8,527,926
	7,735,638	0	0	7,735,638	7,735,638	2019

	705,358,111	631,425,530	0	73,932,581	--	--
--	-------------	-------------	---	------------	----	----

1

□ √

2

√ □

(1)

	705,358,111	73.21%	-631,425,530	73,932,581	7.67%
	258,073,162	26.79%	631,425,530	889,498,692	92.33%
	963,431,273	100%	0	963,431,273	100%

2

	., -3		., -2	
	7,587,076,164.88	70.78%	6,411,924,482.15	67.51%
	3,132,717,708.89	29.22%	3,086,310,007.24	32.49%
	10,719,793,873.77	100.00%	9,498,234,489.39	100.00%
	5,650,894,433.86	98.04%	4,758,754,778.84	98.71%
	113,197,202.51	1.96%	62,301,563.80	1.29%
	5,764,091,636.37	100.00%	4,821,056,342.64	100.00%
	4,955,702,237.40	46.23%	4,677,178,146.75	49.24%
	4,889,829,863.30	45.61%	4,601,658,325.77	48.45%

3

□ √

1

	59,911		57,806		0		0
		5%	10				

		87,866,423		87,866,423
		49,708,280		49,708,280
Infinity I-China Investments (Israel), L.P.		18,716,834		18,716,834
		3,320,100		3,320,100
		2,810,000		2,810,000
		1,923,652		1,923,652
		1,084,810		1,084,810
		1,083,248		1,083,248
10	10	10		
10				

10 10

□ √

10 10

2

	/			
		2002 03 28	91110108735130180K	
	2017 12 31	DCSL		
	17.65%			

□ √

3

10%

√ □

	/			
--	---	--	--	--

4 **10%**

√ □

	/			
		2011 05 18	32,951.97	

5

□ √

□ √

				55	2014 22	01	2019 05	01	0	0	0	0	0
				50	2014 22	01	2019 05	01	0	0	0	0	0
				47	2016 29	12	2019 05	01	0	0	0	0	0
				52	2014 22	01	2019 05	01	3.				

				45	2017 28	03	2019 05	01	0	0	0	0	0
				47	2017 28	03	2019 05	01	0	0	0	0	0
				53	2016 29	03	2019 05	01	0	0	0	0	0
				45	2016 29	03	2019 05	01	0	0	0	0	0
				44	2016 29	03	2019 05	01	0	0	0	0	0
				45	2018 19	01	2019 05	01	0	0	0	0	0
				54	2014 22	01	2017 28	03	0	0	0	0	0
				52	2016 29	03	2017 28	03	0	0	0	0	0
				37	2015 27	03	2017 28	03	0	0	0	0	0
				44	2016 29	03	2017 16	06	0	0	0	0	0
				44	2016 29	08	2017 31	07	0	0	0	0	0
				41	2016 26	04	2018 18	01	0	0	0	0	0
				47	2015 24	08	2018 18	01	0	0	0	0	0
				54	2014 22	01	2018 27	03	0	0	0	0	0
				47	2014 22	01	2018 27	03	0	0	0	0	0
				53	2016 29	03	2018 27	03	0	0	0	0	0
	--	--	--	--	--	--	--	--	15,910,676	0	0		

√ □

			2017 03 28	
			2017 03 28	
			2017 03 28	
			2017 06 16	
			2017 07 31	
			2018 01 18	
			2018 01 18	
			2018 03 27	
			2018 03 27	
			2018 03 27	

55 2007 4 2011 3
2011 4 2011 4 2014 4
2012 7 2015 7 2016 3
2008 7
50 1988 2005
2008 4 2011 3 2011 4
CEO 2008 7 2014 1
47 1993 6 2007 6 2007 9 2013 11
2013 12 2014 1 2015 8
2016 12
52 1991 7
2008 7 2002 2008 5
2011 9

60 2001 7 2014 4
 2004 1 2012 2 2011 9 2013 12
 2012 3
 2015 9 2014 5
 50 2003 8 2014 10 2006 2
 2014 4 () 2014 8 2017 12 CEO 2014
 8 2016 5 2015 4
 52 1986 1992
 2000 2014 7 2001 2012
 2012 2016 1
 45 1995 2009
 2000 2016 3 2017 12 2018 1 19
 2018 3 14
 42 2001 3 2008 4 2014 3
 2014 4 2015 5 2015
 6 12 2016 1 2016 6
 2016 7 2015 9
 41 1998 7 2004 7
 2009 6 2011 9 2012 3 2014 4
 2014 5 2009 12 2016

(CTO)

44 2008 1 2011 4 2015 12
2011 9

2016 1 2016 10 2016 1
2016 3

37 2012 11 2004 3 2014 6
2010 9 2013 9 2013 9
2014 6 2015 3 2017
2017 3

3 41 1997 9 2003 7 2014 -2017 9
EMBA 2010 2014 2014
2017 12 SBU 2018 1

SBU 2018 3
50 1985 9 1989 6 1993 9 1996 6
,,2 - ,,5 -
,,-3 -),-3 -
2018 1 SBU 2018 3

47 1994 7 1996 7 2012
1 2015 12 SBU 2016 1
SBU 2017 3
45 1994 6 2003 6
2003 4 2014 12 2014 12 2016 11
(2016 8 19) 2016 12
2017 3
45 1994 7 1997 3

2018 3
 47 1988 9 1992 7 1992 9 1995 2
 2011 1 2016 12 SBU 2017
 1 2017 12 2018 3

√ □

			2002 03 28		
			2002 03 28		

√ □

			2011 04 01		
			2016 03 29		
			2015 06 30	2017 12 20	
			2015 01 16	2021 01 15	
		CEO	2011 04 01		
			2013 12 01		
			2016 08 30		
			2015 09 21		
			2015 12 15		
			2016 04 22		

--	--	--	--	--	--

CEO

2014

1,721.42

			55		0	
			50		0	
			47		0	
			52		9.6	
			60		0	
			50		9.6	
			52		9.6	
			42		0	
			41		0	
			55		83.12	
			52		184.16	
	(CTO)		43		100.22	
			44		101.4	
			37		91.98	
			47		111.93	
			45		50.31	
			45		109.44	
			53		81.34	
			45		101.59	
			54		18.35	
			44		44.68	
			44		48.29	
			41		0	
			47		92.33	
			54		319.12	

			47		75.32	
			53		79.04	
					1,721.42	

□ √

1

	64
	9,878
	9,942
	9,942
	0
	0
	851
	8,221
	118
	653
	99
	9,942
	12
	570
	6,105
	3,255
	9,942

2

“ ”

3

“ IT ”

2017	55	1311	20	1011
			727	24
730				
	941			

4

□ √

“ ”

1

2

9

4

3

3

1

4

5

6

[2003]56

7

□ √

1

2

3

4

5

□ √

1

2016		69.02%	2017 04 25	2017 04 26	http://www.cninfo.com.cn
2017		70.22%	2017 09 27	2017 09 28	http://www.cninfo.com.cn
2017		64.00%	2017 12 28	2017 12 29	http://www.cninfo.com.cn

2

□ √

1

	8	5	3	0	0		0
	8	4	4	0	0		0
	8	3	3	2	0		0

2017

2017

2017

2017

2017

2017

2017 12

31

2017

2017

2018 3 12 2018 3 19

2017

2017

2017

2017

2018

3

2017

2017

2017 12 31

2017

1

2017 3 28

2017

1

2017 3 28

2017

2016

2017

2016

2017

1

2

□ √

1

□ √

2

	2018 03 29	
	www.cninfo.com.cn	
		90.00%
		90.00%
	1) 2) 3) 4) 5) 6) 7) 8)	1) 2) 3) 4) 5) 6)

	<table border="1"> <tr><td></td><td></td></tr> <tr><td></td><td>0 1!</td></tr> <tr><td></td><td>, 1!</td></tr> <tr><td></td><td></td></tr> <tr><td></td><td>, .!</td></tr> <tr><td></td><td>8</td></tr> <tr><td></td><td>, 1!</td></tr> <tr><td></td><td>, .! 8</td></tr> <tr><td></td><td>, 1!</td></tr> <tr><td></td><td></td></tr> <tr><td></td><td>8</td></tr> <tr><td></td><td>, .!</td></tr> <tr><td></td><td>8 , .!</td></tr> </table>				0 1!		, 1!				, .!		8		, 1!		, .! 8		, 1!				8		, .!		8 , .!	<table border="1"> <tr><td></td><td></td><td></td></tr> <tr><td></td><td>, 1!</td><td></td></tr> <tr><td></td><td>, 1!</td><td></td></tr> <tr><td></td><td>0 .!</td><td></td></tr> <tr><td></td><td>0 .!</td><td></td></tr> <tr><td></td><td>8</td><td></td></tr> <tr><td></td><td>, 1!</td><td></td></tr> <tr><td></td><td>, 1!</td><td></td></tr> <tr><td></td><td>8</td><td>%</td></tr> <tr><td></td><td>, .!</td><td></td></tr> <tr><td></td><td>, .!</td><td></td></tr> </table>					, 1!			, 1!			0 .!			0 .!			8			, 1!			, 1!			8	%		, .!			, .!	
	0 1!																																																												
	, 1!																																																												
	, .!																																																												
	8																																																												
	, 1!																																																												
	, .! 8																																																												
	, 1!																																																												
	8																																																												
	, .!																																																												
	8 , .!																																																												
	, 1!																																																												
	, 1!																																																												
	0 .!																																																												
	0 .!																																																												
	8																																																												
	, 1!																																																												
	, 1!																																																												
	8	%																																																											
	, .!																																																												
	, .!																																																												
		0																																																											
		0																																																											
		0																																																											
		0																																																											

√ □

“ ”	2017 12 31
XYZH/2018BJA10315	2017
12 31	
	2018 03 29
	www.cninfo.com.cn

□ √

√ □

	2018 03 27
	XYZH/2018BJA1

-

2017 12 31

2017

2017

12 31

2017

•

“

”

/

2017 12 31	318,866.28	29.75%	1
			2
			3
			3
2017 12 31	178,446.62	16.65%	1
			2
			3
			4
			7
2017 12 31	173,188.50	16.16%	1
			2

	3		
	4	.5	0
15			

0

)

2017

1

2

-

.

/

0

1

2

()

()

1

2017 12 31

	1,780,637,091.58	1,747,989,666.20
	66,924,717.08	30,176,570.13
	3,188,662,845.15	2,629,646,763.07
	108,286,787.08	129,032,719.22
	4,672,763.90	
	136,022,234.12	118,791,835.89
	1,784,466,170.11	1,325,852,617.99
	517,403,555.86	430,434,309.65
	7,587,076,164.88	6,411,924,482.15

	1,774,564,439.84	1,369,543,692.42
	1,189,799,121.62	928,356,032.68
	327,197,862.17	312,013,361.19
	163,095,727.61	312,439,512.35
	2,964,537.62	3,809,498.43
	128,208,946.73	94,425,100.84
	20,000,000.00	
		200,000,000.00
	5,650,894,433.86	4,758,754,778.84
	65,000,000.00	
	3,200,000.00	
		18,120,000.00
	36,424,716.53	34,493,313.37
	8,572,485.98	9,688,250.43

	113,197,202.51	62,301,563.80
	5,764,091,636.37	

	27,313,962.22	1,054,016.55
	23,906.00	200,836,730.50
	146,638,622.36	25,842,473.25
	107,225,682.11	231,475,653.71
	587,955,849.57	901,715,736.60
	71,812,197.32	50,521,130.36

	39,500,000.00	5,000,000.00
	59,686,718.71	

		18,120,000.00
	257,855,196.23	497,958,428.01
	963,431,273.00	963,431,273.00
	2,099,501,103.23	2,098,326,126.73
	27,209,080.61	23,105,052.91
	134,681,033.03	122,793,996.81
	3,224,822,489.87	3,207,656,449.45
	3,482,677,686.10	3,705,614,877.46

3

	8,187,056,661.83	8,014,312,755.85
	8,187,056,661.83	8,014,312,755.85
	7,906,050,276.53	7,732,023,933.57
	6,484,785,957.30	6,448,551,352.56

	32,375,766.83	37,146,412.18
	528,853,776.92	525,853,638.07
	722,204,101.22	593,994,039.76
	56,752,708.82	64,919,357.78
	81,077,965.44	61,559,133.22
“ ”		
“ ”	44,808,889.13	25,796,888.30
	10,780,297.77	4,849,990.25
“ ”		
“ ”		
	55,130,913.32	
“ ”	380,946,187.75	

2.	-3,594,934.97	
	5,526,284.27	-1,254,376.23
1.	1,600,544.35	3,101,346.58
2.		
3.		
4.		
5.	3,925,739.92	-4,355,722.81
6.		
	320,063,722.39	253,871,320.99
	304,573,630.94	240,736,226.20

	21,002,370.16	2,891,421.18
“ ”		
“ ”	65,725,696.28	61,209,634.41
	-4,791,269.10	-6,224,846.81
“ ”		
	35,720.49	
“ ”	31,107,489.25	44,520,074.34
	1,447,898.22	55,893.66
	-3,097,707.83	18,125,820.06
“ ”	35,653,095.30	26,450,147.94
	-5,387,181.71	-632,820.10
“ ”	41,040,277.01	27,082,968.04
“ ”	41,040,277.01	27,082,968.04
“ ”		
1.		
2.		
1.		
2.		
3.		
4.		
5.		
6.		
	41,040,277.01	27,082,968.04

	499,390,092.73	429,253,404.27
	8,641,746,602.47	8,600,002,384.72
	343,643,405.55	564,212,435.87
	3,708,933.04	7,378,314.09
	37,605,591.36	28,517,779.27
	1,796,741.41	1,427,413.50
	12,140,571,782.08	4,342,366,098.00
	12,183,683,047.89	4,379,689,604.86
	91,951,711.32	215,203,535.67
	201,231,797.05	78,202,500.00

	2,003,208,017.26	2,497,582,398.36
	63,101,077.43	307,965,410.12
	-2,112,620.07	12,850,930.28
	33,441,220.43	-137,004,851.10
	1,742,931,594.71	1,879,936,445.81
	1,776,372,815.14	1,742,931,594.71

6

	466,240,539.00	744,847,808.91
	215,497,339.52	2,935,456.47
	681,737,878.52	747,783,265.38
	498,144,861.92	632,821,607.34
	20,903,568.58	23,422,834.45
	3,701,790.66	34,025,191.82
	30,166,650.25	35,627,623.88
	552,916,871.41	725,897,257.49
	128,821,007.11	21,886,007.89
	3,708,933.04	7,378,314.09
	70,516,965.38	67,073,305.53
		3,451.45
	3,410,610,993.00	2,000,009,491.00
	3,484,836,891.42	2,074,464,562.07

	110,085.00	656,080.41
	238,031,797.05	51,080,000.00
		450,364,476.03
	3,303,410,993.00	2,423,332,218.30
	3,541,552,875.05	2,925,432,774.74
	-56,715,983.63	-850,968,212.67
		560,192,640.86
	60,825,173.97	52,769,850.83
		200,000,000.00
	60,825,173.97	812,962,491.69
	226,325,173.97	53,069,850.83
	32,604,049.36	38,214,960.70
	258,929,223.33	91,284,811.53
	-198,104,049.36	721,677,680.16
	-125,999,025.88	-107,404,524.62
	376,395,580.81	483,800,105.43
	250,396,554.93	376,395,580.81

7

13,150,000.0013,15

	963,431,273.00				2,220,063,163.82		65,037,690.35		23,105,052.91		1,330,021,145.69	75,519,820.98	4,677,178,146.75

	-10,193,344.25							-5,409,938.92	-15,603,283.17
					4,104,027.70		-29,153,240.79	-33,480,000.00	-58,529,213.09
					4,104,027.70		-4,104,027.70		
							-25,049,213.09	-33,480,000.00	-58,529,213.09

4

1,104,202,255.29

	917,811,916.00				1,117,366,947.99		66,292,066.58		20,396,756.11		1,127,451,316.70	51,189,771.07	3,300,508,774.45	
	917,811,916.00				1,117,366,947.99		66,292,066.58		20,396,756.11		1,127,451,316.70	51,189,771.07	3,300,508,774.45	
“ ”	45,619,357.00				1,102,696,215.83		-1,254,376.23		2,708,296.80		202,569,828.99	24,330,049.91	1,376,669,372.30	

4					4,117,303.90								4,117,303.90
									2,708,296.80		-39,420,773.44	-17,280,000.00	-53,992,476.64
1									2,708,296.80		-2,708,296.80		
2													
3											-36,712,476.64	-17,280,000.00	-53,992,476.64
4													
1													
2													
3													
4													
1													
2													
					-1,603,039.46							22,434,103.61	20,831,064.15
	963,431,273.00				2,220,063,163.82	65,037,690.35		23,105,052.91		1,330,021,145.69	75,519,820.98	4,677,178,146.75	

8

	963,431,273.00				2,098,326,126.73					23,105,052.91	122,793,996.81	3,207,656,449.45
	963,431,273.00				2,098,326,126.73					23,105,052.91	122,793,996.81	3,207,656,449.45
“ ”					1,174,976.50					4,104,027.70	11,887,036.22	17,166,040.42
											41,040,277.01	41,040,277.01
					1,120,707.14							1,120,707.14
1												
2												
3					1,120,707.14							1,120,707.14
4												
										4,104,027.70	-29,153,240.79	-25,049,213.09

1										4,104,027.70	-4,104,027.70	
2											-25,049,213.09	-25,049,213.09
3												
1												
2												
3												
4												

	917,811,916.00				1,006,044,042.32				20,396,756.11	135,131,802.21	2,079,384,516.64
	917,811,916.00				1,006,044,042.32				20,396,756.11	135,131,802.21	2,079,384,516.64
“ ”	45,619,357.00				1,092,282,084.41				2,708,296.80	-12,337,805.40	1,128,271,932.81
										27,082,968.04	27,082,968.04
	45,619,357.00				1,092,250,199.54						1,137,869,556.54
1	45,619,357.00				1,091,591,775.68						1,137,211,132.68
2											
3					658,423.86						658,423.86
4											
									2,708,296.80	-39,420,773.44	-36,712,476.64
1									2,708,296.80	-2,708,296.80	
2										-36,712,476.64	-36,712,476.64

3											
1											
2											
3											
4											
1											
2											
					31,884.87						31,884.87
	963,431,273.00				2,098,326,126.73				23,105,052.91	122,793,996.81	3,207,656,449.45

1.

“

” 1993 72

1993 174

1993 100

7,438.88

1994 4 8

1994 7

32,412,428

43.57%

	3,241.24	43.57%
	2,197.64	29.54%
	2,000.00	26.89%
	200.00	2.69%

3	2002						
2002	8						
			1,983.37		24.24%		
4	2004						
2004	8					608.37	
		7.44%					
5	2004						
2004	11	9					
6	2006						
2006	4	12				1,375	
			400		400		
400			175				
7	2006						
2006	5	26	2006			2005	12
							31
2,200		10	4				
		9,062.77					
8	2010						
2010	2	8					2013
12	30		1,989.71		21.95%		
9	2013						
		2013					
<							<
>						[2013]1578	

	319,399,894		1		21,186,440
			340,586,334		
				319,399,894	9.44 /
	319,399,894				
2013 12 17				2013 12 17	
2013 12 23					
	2013 12 30				
2014 2 26		431,214,014			XYZH/2012A1055-8
	45.17%				
2014 2 26					“
	”	“		”	2014 2 26
	”	“		”	“ ” “ ”
10 2014					
		2014			
		2014		2014	
	100%				
		[2014]1258			
			6,073,988		5,540,462
4,432,369		3,078,033	820,809		287,283
287,283			10,856,269		

	20,520,227	24.22 /	2014	12	3	
20,520,227.00		451,734,241.00				
XYZH/2014A1054-5						[2014]1258
	7,171,717	236,666,661	33.00 /	2014	12	19
236,666,661						10,000,000.00
226,666,661		7,171,717.00				458,905,958.00
XYZH/2014A1054-6						(2014) 406
11						
2015 8 24 ,				2015		
	458,905,958		10	10		2015 9 11
2015				458,905,958		917,811,916 2015
12 31 ,	917,811,916					XYZH/2015BJA10125
12 2016						
	2016					10
2016 5 24						96.03%
2016 11 2				[2016]2517		
				8,527,926		7,735,638
	2,808,225					
757,395		838,887				716,097
715,698	705,251	119,349		105,308		63,185
		23,086,172				
		135				

23,092,959

24.95 / 2016 11 22

23,092,959.00

940,904,875.00

XYZH/2016BJA10717

[2016]2517

22,526,398

575,999,996.86

25.57 / 2016 12 2

575,999,996.86

15,000,000.00

560,999,996.86

560,999,996.86

755906962410505

22,526,398.00

538,473,598.86

963,431,273.00

XYZH/2016BJA10718

(2016) 256

3.

8

2 11B1

91440300726198124D

30

“ ” “ ”

1

“ ”

2

1

2

1 1 12 31

3

1 1 12 31

4

5

6

“

”

7

,

8

3

9

1

2

“ ”

10

1

1

2

3

()

2

1

2

3

1

2

11**1**

	500

2

I	100 180 720
II	II

1

i. I

60

180

720

100

II

ii. II

	0%
1-90	5%
91-180	10%

181-270	20%
271-360	50%
361	100%

iii.

3

12

13

20%

20%

50%

14

1

2

--	--	--	--	--

16

1

3

17

1

2

1

2

3

4

5

18

1

2

3

4

5

19

1

2

3

4

5

6

7

20

1 (1)

21

1

2

3

。

22

23

24

1

2

3

4

25

1

(1)

”

2

26

/

()

27

28

1

1

2

“ ”

3

1

2

2

1

2

3

29

1

/

2

3

4

30

1

√ □

2017 5 10 16 — [2017]15 2017 6 12 2017 1 1 2017 1 1	2017 8 29	55,130,913.32
2017 30 “ ”	2018 3 27	318,132,373.09 0 255,125,697.22 0.00

2017 6 12

[2017]15

16 —

2017 12 25

2017 30

“ 30 ”

16 -

16 -

2

□ √

1

	()	17% 11% 6% 3%
		7%
		3%
		2%
		10% 15% 16.5% 20% 25%

DIGITAL CHINA SOFTWARE (BVI) LTD.

DIGITAL CHINA SOFTWARE (BVI) LTD.

DIGITAL CHINA FINANCIAL SERVICE HOLDING LIMITED

16.5%

	15%
	15%
	15%

	15%
DIGITAL CHINA ADVANCED SYSTEMS LIMITED	
	15%
	15%
	15%
	10%
	20%
	20%
	15%
	15%

25%

2

1

	2009	6			2012	5
	, 2015	11				
		15%		2017		15%
					2015	11
						15%
	2017		15%			
					2008	9
2011	9		2014	6	2017	11
						15%
	2017		15%			
			DIGITAL CHINA SOFTWARE (BVI) LIMITED			DIGITAL CHINA
FINANCIAL SERVICE HOLDING LIMITED				2014	10	2017
	10					
	15%		2017		15%	

		DIGITAL CHINA SOFTWARE (BVI) LTD.		DIGITAL CHINA	
ADVANCED SYSTEMS LIMITED					
			2008	12	2011
9		2014	10	2017	10
				15%	
	2017		15%		
			2010	9	, 2013
					11
2016	12				
	15%		2017		15%
			2013	11	2016
					12
					15%
	2017		15%		
			2015	11	
			15%		
	No.JSZR 2016-I-23		2016	-2017	2012
27	2016	49			10%
	2017		10%		
					(2015 34)
			20	(20)	2016
					1 1
31	50%		20%	2017	20%
					(
	2017	43		50	(50)
2017	1 1	2019	12	31	50%
					20%
				2017	8
					15%
	2017		15%		
					2017
					12
					15%
	2017		15%		

2

[2011]4

2011

17%

3%

1

	6,421.89	27,172.79
	1,776,366,393.25	1,742,904,421.92
	4,264,276.44	5,058,071.49
	1,780,637,091.58	1,747,989,666.20
	35,361,027.16	48,929,729.34

2

1

	66,924,717.08	30,176,570.13
	66,924,717.08	30,176,570.13

2

--	--	--

	3,076,490.40	
	3,076,490.40	

3**1**

		%		%

A	13,684,926.60	13,684,926.60	100.00
B	5,483,999.99	5,483,999.99	100.00
C	4,800,000.00	4,800,000.00	100.00
D	3,962,977.35	3,962,977.35	100.00
E	3,660,880.00	3,660,880.00	100.00
	19,052,173.30	19,052,173.30	100.00
	50,644,957.24	50,644,957.24	100.00

			%
F	8,000,000.00	8,000,000.00	100.00
G	6,286,000.00	6,286,000.00	100.00
H	3,098,735.99	3,098,735.99	100.00
I	2,780,000.00	2,780,000.00	100.00
J	2,397,330.00	2,397,330.00	100.00
	21,000,857.79	21,000,857.79	100.00
	43,562,923.78	43,562,923.78	100.00

2

II

		%			%	
	2,671,217,476.57	0.00		2,118,857,438.81	0.00	
1-90	232,830,647.06	5.00	11,641,532.84	277,689,965.16	5.00	13,884,498.47
91-180	157,850,467.74	10.00	15,785,046.91	139,508,645.09	10.00	13,950,864.60
181-270	122,679,569.31	20.00	24,535,913.84	104,265,900.81	20.00	20,853,180.16
271-360	70,365,370.27	50.00	35,182,685.46	50,394,526.94	50.00	25,197,263.76
361	135,530,895.06	100.00	135,530,895.06	126,559,370.06	100.00	126,559,370.06
	3,390,474,426.01		222,676,074.11	2,817,275,846.87		200,445,177.05

3

--	--

			%
	20,864,493.25		

			%
	12,816,093.25		

2

34,651,902.81

446,339.88

4,892,632.41

3

809,490,247.13

23.38%

3,688,472.52

4

	4,892,632.41

5

2017 12

7,868,097.73

2017

77,272,261.00

4

1

--	--	--

1	100,749,818.19	93.04%	125,541,237.92	97.29%
1 2	7,428,988.56	6.86%	3,377,889.00	2.62%
2 3	4,591.75	0.00%	113,592.30	0.09%
3	103,388.58	0.10%		
	108,286,787.08	--	129,032,719.22	--

2

81,751,537.61

75.50%

5

()		
	4,672,763.90	
	4,672,763.90	

6

1

		%		%
	38,876,998.00	22.23	38,876,998.00	100.00
	135,562,128.22	77.51		135,562,128.22
	460,105.90	0.26		460,105.90
	136,022,234.12	77.77		136,022,234.12

	174,899,232.12	100.00	38,876,998.00	22.23	136,022,234.12
--	----------------	--------	---------------	-------	----------------

		%		%	
	38,876,998.00	24.66	38,876,998.00	100.00	
	118,331,729.99	75.05			118,331,729.99

3

		38,876,998.00	3		22.23%	38,876,998.00
		8,021,667.42	1		4.59%	
		6,096,566.10	1	1-2	3.49%	
		5,688,000.00	2-3	3	3.25%	
		3,087,412.94	1-2		1.77%	
	--	61,770,644.46	--		35.33%	38,876,998.00

7

1

	832,314,765.52		832,314,765.52	679,560,054.42		679,560,054.42
	881,845,873.52	57,946,486.18	823,899,387.34	487,407,172.69	18,746,061.86	468,661,110.83
	128,252,017.25		128,252,017.25	177,631,452.74		177,631,452.74
	1,842,412,656.29	57,946,486.18	1,784,466,170.11	1,344,598,679.85	18,746,061.86	1,325,852,617.99

4 —

2

	18,746,061.86	46,426,062.63		7,225,638.31	57,946,486.18
	18,746,061.86	46,426,062.63		7,225,638.31	57,946,486.18

8

	495,000,000.00	370,000,000.00
	20,200,824.76	41,597,322.72
-	2,202,731.10	1,274,807.89
		17,006,983.79
		555,195.25
	517,403,555.86	430,434,309.65

1	91	5,000	2017 10 26	2018
1 25				
2		2017009 10,000	2017 11 10	2018
2 8				
3	35	1,000	2017 12 13	2018 1 17
4	91	5,000	2017 12 27	2018
3 28				
5	91	10,000	2017 12 12	2018
3 13				
6	13W	5,000	2017 12 14	2018 3
15				
7	“ 2 PLUS”	10,500	2017 12 29	
2018 1 3				
8	“e ”	3,000	2017 12 29	

9

1

	109,334,697.32		109,334,697.32	88,043,630.36		88,043,630.36
	109,334,697.32		109,334,697.32	88,043,630.36		88,043,630.36
	109,334,697.32		109,334,697.32	88,043,630.36		88,043,630.36

2

	25,521,130.36		3,708,933.04	21,812,197.32					18.52%	1,867,484.51
	37,522,500.00			37,522,500.00					25.00%	
	25,000,000.00	25,000,000.00		50,000,000.00					23.70%	
	88,043,630.36	25,000,000.00	3,708,933.04	109,334,697.32					--	1,867,484.51

10

	15,472,282.06			-4,692,776.64		54,269.36				10,833,774.78	
	15,472,282.06			-4,692,776.64		54,269.36				10,833,774.78	
	4,405,981.19			4,504,834.82			3,577,000.00			5,333,816.01	
	2,290,592.80			203,121.02						2,493,713.82	

	353,291,884.67			10,863,611.03	-1,994,390.62	4,241,011.28	4,672,763.90			361,729,352.46	
		4,000,000.00		-98,492.46						3,901,507.54	
	359,988,458.66	4,000,000.00	0.00								

1		16,173,587.16	767,370.92	16,437,987.61	33,378,945.69
4.	16,157,334.82	70,438,458.14	3,864,749.70	109,158,602.23	199,619,144.89
1.					
2.					
1					
3.					
1					
4.					
1.	428,211,526.23	143,281,477.42	1,059,094.71	56,442,785.96	628,994,884.32
2.	438,247,698.36	39,900,008.18	1,920,094.42	56,437,262.44	536,505,063.40

12

2016	GSM			114,936,432.17	114,936,432.17
				114,936,432.17	114,936,432.17

13

1.	128,290,795.74	5,454,796.78	700,000.00	30,642,364.41	165,087,956.93
2.	26,357,221.84	4,065,606.95			30,422,828.79
1	7,107,753.20				7,107,753.20
2	18,493,068.64	4,065,606.95			22,558,675.59
3	756,400.00				756,400.00

3.					
4.	154,648,017.58	9,520,403.73	700,000.00	30,642,364.41	195,510,785.72
1.	21,960,071.81	4,253,164.68	315,000.21	484,677.13	27,012,913.83
2.	26,704,735.07	1,158,478.69	37,916.46	646,236.17	28,547,366.39
1	26,614,389.07	1,158,478.69	37,916.46	646,236.17	28,457,020.39

15

	193,671,128.85				193,671,128.85
	646,012,991.72				646,012,991.72
	19,823,884.02				19,823,884.02
	872,376,988.38				872,376,988.38
	1,731,884,992.97				1,731,884,992.97

16

	19,416,221.59	13,065,022.60	7,029,183.77	51,916.47	25,400,143.95
	7,037,756.19	2,358,340.62	2,400,067.16	1,489.60	6,994,540.05
	266,666.67		266,666.67		
	26,720,644.45	15,423,363.22	9,695,917.60	53,406.07	32,394,684.00

17

/

1

	358,807,511.19	56,380,428.48	283,127,958.93	43,359,778.91
	3,848,752.57	577,312.89	196,661.92	31,207.30
	14,391,663.32	2,158,749.51	2,740,702.28	411,105.34
	23,939,653.20	3,886,948.90	8,890,168.25	1,468,873.28
	400,987,580.28	63,003,439.78	294,955,491.38	45,270,964.83

2

	1,774,564,439.84	1,369,543,692.42
	1,774,564,439.84	1,369,543,692.42

2 **1**

A	16,606,635.42	
B	9,197,313.38	
C	7,107,961.54	
D	6,440,097.29	
E	5,764,968.98	
	45,116,976.61	--

22

1

	1,189,799,121.62	928,356,032.68
	1,189,799,121.62	928,356,032.68

2 **1**

K	8,758,571.99	
L	7,769,276.47	
M	6,223,602.18	
N	2,861,384.84	
O	2,753,339.01	
	28,366,174.49	--

23

1

	307,718,820.02	1,344,387,918.08	1,329,536,093.30	322,570,644.80
-	4,294,541.17	135,607,492.96	135,274,816.76	4,627,217.37
		6,809,286.43	6,809,286.43	
	312,013,361.19	1,486,804,697.47	1,471,620,196.49	327,197,862.17

2

1	263,045,671.16	1,160,636,652.06	1,124,247,569.12	299,434,754.10
2	2,311,200.00	35,131,491.92	37,442,691.92	
3	2,422,681.27	68,022,107.77	67,877,652.34	2,567,136.70
	2,196,542.87	60,840,394.26		

24

--	--	--

	7,765,820.46	10,882,171.74
	128,208,946.73	94,425,100.84

2 1

-	2,730,394.02	
	2,730,394.02	--

27

	20,000,000.00	
	20,000,000.00	

28

		200,000,000.00
		200,000,000.00

16 SCP001	100.00	2016-8-31	270	200,000,000.00	200,000,000.00	0.00	2,809,159.81		200,000,000.00	0.00

29

	65,000,000.00	
	65,000,000.00	

						/
Deeplan		6,230,000.00	73,571.39		6,156,428.61	
Deeplan		1,770,000.00	696,575.56		1,073,424.44	
	6,600,000.00		1,544,365.81		5,055,634.19	
	5,104,813.54		510,147.27		4,594,666.27	
		3,960,000.00			3,960,000.00	
IDE	653,653.36		193,146.65		460,506.71	
	460,000.00				460,000.00	
	335,000.00	190,000.00	109,233.00		415,767.00	
		410,000.00			410,000.00	
	800,014.14	1,900,000.00	2,290,174.49		409,839.65	
	400,000.00				400,000.00	
		400,000.00			400,000.00	
	2,972,465.37		2,602,062.85		370,402.52	
	414,282.28		96,234.00		318,048.28	
	700,000.00		420,978.88		279,021.12	
		500,000.00	253,799.00		246,201.00	
	241,000.00		15,000.00		226,000.00	
	200,000.00				200,000.00	

						/
		1,500,000.00	1,338,913.56		161,086.44	
	377,594.39		256,239.62		121,354.77	
		431,434.10	337,080.00		94,354.10	
	57,390.74		10,000.00		47,390.74	

33

		+ —					
	963,431,273.00						963,431,273.00

34

--	--	--	--	--	--	--

|

36

	23,105,052.91	4,104,027.70		27,209,080.61
	23,105,052.91	4,104,027.70		27,209,080.61

37

		1,330,021,145.69	1,127,451,316.70
		1,330,021,145.69	1,127,451,316.70
		302,642,281.64	241,990,602.43
		4,104,027.70	2,708,296.80
		25,049,213.09	36,712,476.64
		1,603,510,186.54	1,330,021,145.69

- 1) 0.00
- 2) 0.00
- 3) 0.00
- 4) 0.00
- 5) 0.00

38

	8,186,506,017.68	6,484,785,957.30	8,014,312,755.85	6,448,551,352.56
	550,644.15			
	8,187,056,661.83	6,484,785,957.30	8,014,312,755.85	6,448,551,352.56

39

	13,784,262.69	18,408,219.45
	6,184,776.94	7,955,962.68
	2,921,715.41	1,142,810.84
	109,770.97	57,272.99
	5,232,246.53	4,288,193.33
	4,123,184.55	5,291,058.40
	19,809.74	2,894.49
	32,375,766.83	37,146,412.18

40

	254,571,731.09	250,454,040.64
	81,717,302.38	75,524,652.16
	45,789,254.10	41,460,015.64
	34,936,288.04	37,774,409.08
	22,453,563.19	21,653,329.92
	17,441,809.20	17,217,002.45
	16,981,527.15	15,874,209.03
	13,120,163.64	27,735,631.74
	10,459,398.82	12,807,754.65
	10,066,725.84	9,249,020.55
	2,458,751.31	2,289,290.43
	18,857,262.16	13,814,281.78
	528,853,776.92	525,853,638.07

41

	312,359,006.93	264,326,216.58
	231,162,988.42	154,432,982.08
	29,781,627.78	16,323,316.96
	29,194,797.04	15,070,924.64
	23,593,020.10	21,530,576.26
	20,862,772.31	21,449,614.13
	19,015,354.13	19,826,296.53
	17,738,033.50	9,406,940.63
	17,263,126.66	14,955,074.15
	1,914,580.56	9,769,843.60
	19,318,793.79	46,902,254.20
	722,204,101.22	593,994,039.76

42

	83,259,578.88	56,720,419.22
	12,966,759.12	7,064,391.65
	18,841,405.54	-9,093,861.17
	4,651,601.16	5,484,325.94
	649,693.44	685,143.10
	56,752,708.82	64,919,357.78

43

	34,651,902.81	53,360,017.61

	46,426,062.63	8,199,115.61
	81,077,965.44	61,559,133.22

44

	10,780,297.77	4,849,990.25
	1,867,484.51	3,929,485.67
	32,161,106.85	17,017,412.38
	44,808,889.13	25,796,888.30

45

	20,490,067.68	
	6,681,066.00	
	2,602,062.85	
	2,500,000.00	
	2,290,174.49	
	2,000,000.00	
2016	(1,973,107.79
		1,544,365.81
		1,372,471.10
		1,338,913.56
2017		1,050,000.00
2017		950,000.00
2016		946,000.00
		900,000.00
		800,000.00

Deeplan	696,575.56	
Deeplan	73,571.39	
2012	591,209.73	
- SAAS	523,417.31	
	510,147.27	
" "+	500,000.00	
2017	500,000.00	
	490,000.00	
	420,978.88	
	400,000.00	
	337,080.00	
	300,000.00	
	295,500.00	
	256,239.62	
	253,799.00	
2014	227,122.26	
	203,400.00	
IDE	193,146.65	
	180,000.00	
	120,000.00	
	109,233.00	
	96,234.00	
	83,000.00	
	63,000.00	

2016	59,100.00	
2016	50,000.00	
	41,251.77	
2017	30,000.00	
(2015)	24,000.00	
	17,700.00	
	15,000.00	
	13,700.00	
	10,000.00	
	8,277.60	
	55,130,913.32	

46

1

	76,210.55	753,535.91	76,210.55
	5,981.03	37,885,928.67	5,981.03
	2,725,135.43	3,695,229.93	2,725,135.43
	2,807,327.01	42,334,694.51	2,807,327.01

2

			/
	2,354.49		
	3,626.54		
		13,038,737.84	

			/
		4,298,213.23	
		3,400,000.00	
		3,272,956.81	
- SAAS		2,025,209.72	
		1,975,413.63	
		1,386,577.28	
IDE		1,223,595.11	
		1,086,494.02	
		1,000,000.00	
2016		800,000.00	
2012		624,719.08	
2016		510,000.00	
		459,677.65	
()		404,153.35	
2014		334,936.09	
EID		310,071.03	
		285,000.00	
		230,000.00	
“ + ”		200,000.00	
		200,000.00	
		161,843.08	
		120,000.00	
		108,748.23	
		100,000.00	
		99,985.86	
		73,250.46	



2

	382,499,760.62
/	95,624,940.16
	-48,970,045.28

	104,980,705.33	61,502,786.76
	70,613,570.96	63,241,045.43
	46,916,562.15	48,684,973.67
	42,299,459.13	39,531,405.23
	24,687,801.32	21,925,732.62
	18,674,246.59	14,701,609.81
	16,981,527.15	15,808,812.15
	10,066,725.84	9,249,020.55
	4,651,601.14	2,592,573.52
	32,028,377.70	35,918,479.92
	499,390,092.73	429,253,404.27

3

	12,136,690,182.00	4,342,366,098.00
	3,881,600.08	
	12,140,571,782.08	4,342,366,098.00

4

	12,261,690,182.00	4,702,366,098.00
		3,322,727.30
	12,261,690,182.00	4,705,688,825.30

5

6

		4,795,571.49
	1,542,378.90	764,179.41
	1,542,378.90	5,559,750.90

51

1

1	--	--
	318,132,373.09	255,125,697.22
	81,077,965.44	61,559,133.22
	61,807,948.59	33,210,829.77
	28,296,726.60	13,153,628.03
	9,695,917.60	2,463,074.53
“ ”	1,718,086.22	2,929,856.23
“ ”	83,259,578.88	56,720,419.22
“ ”	-44,808,889.13	-25,796,888.30
“ ”	-17,732,474.95	-7,076,709.16
“ ”	-1,115,764.45	-1,054,344.37
“ ”	-497,813,976.44	-145,402,578.65
“ ”	-583,530,871.85	-559,116,925.64
“ ”	904,656,785.95	877,497,243.77
	343,643,405.55	564,212,435.87
2	--	--
3	--	--



	15,784.54	6.55000	103,388.74
	22,487,162.44	6.55000	147,290,913.98
	3,563,502.77	0.84516	3,011,730.00
	21,909.42	6.55000	143,506.70
	345,102.67	0.84516	291,666.97
	50,591.31	6.55000	331,373.08
	366,857.60	0.84516	310,053.37
	22,504,377.98	6.55000	147,403,675.77
	150,000,000.00	0.84516	126,774,000.00

2016

66.67%

100%

1**1**

				100.00%	0.00%

				100.00%	0.00%	
				0.00%	100.00%	
				0.00%	100.00%	
				0.00%	100.00%	
				10.44%	89.56%	
				0.00%	100.00%	
				0.00%	100.00%	
2				0.00%	46.00%	
2				0.00%	46.00%	
DIGITAL CHINA SOFTWARE (BVI) LIMITED	BVI	BVI		0.00%	100.00%	
				0.00%	100.00%	
DIGITAL CHINA ADVANCED SYSTEMS LIMITED				0.00%	100.00%	
DIGITAL CHINA FINANCIAL SERVICE HOLDING LIMITED				0.00%	100.00%	
				0.00%	100.00%	
				0.00%	80.00%	
1				0.00%	40.81%	
				99.90%	0.00%	
				0.00%	99.90%	
				0.00%	65.00%	



36,817,112.72

78

927,648,682.91

2

1

					17.65%	

2

	/	/
	1,050,686,636.39	978,316,002.54
	927,994,871.31	803,891,331.28
	1,978,681,507.70	1,782,207,333.82
	738,288,955.95	602,326,190.39
	3,619,667.32	2,831,395.94
	741,908,623.27	605,157,586.33
	14,933,573.29	8,944,367.68
	1,221,839,311.14	1,168,105,379.81
	215,683,874.96	207,202,823.98
--	146,086,014.65	146,086,014.65
--	-40,537.15	3,046.04
	361,729,352.46	353,291,884.67
	690,167,228.03	1,107,445,044.30
	1,215,980,530.64	1,140,012,842.38
	64,656,380.77	42,508,293.63
	-11,277,422.96	19,032,726.86
	53,378,957.81	61,541,020.49
		3,594,433.80

3

	/	/
	--	--
	10,833,774.78	15,472,282.06
	--	--
--	-4,692,776.64	-6,224,846.81
--	-4,692,776.64	-6,224,846.81
	--	--
	11,729,037.37	6,696,573.99
	--	--
--	4,609,463.38	3,756,838.25
--	4,609,463.38	3,756,838.25

1

2

1

2017 12 31

	2,032,956.04	130,387,450.34	2,313,460.36	247,392,833.55
	13,771.45		12,888.59	

2017

12 31

153,181.96

2016

12 31

115,390.22

3

2017 12 31

.2

4

2017 12 31

	1,446,819,592.26		1,446,819,592.26
	598,244,206.01		598,244,206.01
	1,774,564,439.84		1,774,564,439.84
	2,964,537.62		2,964,537.62
	128,208,946.73		128,208,946.73
	20,000,000.00		20,000,000.00
		65,000,000.00	65,000,000.00
		3,200,000.00	3,200,000.00

5

1

	5%	1,615.60	1,615.60	842.16	842.16
		1.32	279.83	-0.08	293.77
		1,616.92	1,895.43	842.08	1,135.93
	5%	-1,615.60	-1,615.60	-842.16	-842.16
		-1.32	-279.83	0.08	-293.77
		-1,616.92	-1,895.43	-842.08	-1,135.93

2

1%	-1,531.82	-1,531.82	-1,153.90	-1,153.90
1%	1,531.82	1,531.82	1,153.90	1,153.90

1

			20,000	40.43%	40.43%

DIGITAL CHINA HOLDINGS LIMITED

2

1 (1)

3

1

4

		92,415.09			
		3,603.06			
					13,465.25
					1,364,501.71
					401,709.40
		6,890,566.04	150,000,000.00		8,084,042.75
		6,438,875.00			6,364,244.73
		713,207.55			
		150,000.00			
		80,188.68			
		253,228.93			256,818.67
		1,915,123.54			467,132.78
		1,601,025.99			195,000.00

/

	/	21,119,806.60	
		7,465,811.97	
		3,000,000.00	1,393,200.00
		1,703,641.51	
		686,981.13	445,248.49
		150,849.06	351,981.13
		23,149.06	
		1,068.38	20,299.15
			13,792,764.96

2

	5,000,000.00	2016	09	30	2017	04	14	
	10,000,000.00	2016	11	04	2017	11	03	
	1,700,000.00	2016	09	06	2017	09	06	
	3,000,000.00	2016	12	22	2017	12	22	
	5,000,000.00	2016	08	25	2017			

		419,555.86	
		330,188.68	
DIGITAL CHINA HOLDINGS LTD BERMUDA		295,189.39	685,083.00
DIGITAL CHINA (HK) LIMITED		219,056.73	437,091.00
		109,343.09	
		65,730.60	
INSTANT TECHNOLOGY SUPPLY CHAIN HONG KONG LIMITED		61,773.58	202,908.41
		122,679.49	16,284,457.06
		7,493.50	14,802.69
		6,205.26	3,964.71
		1,017.51	11,963.04
			8,278.34
		4,719,748.20	4,363,700.40
		4,185,840.61	3,919,342.29
		3,732,273.93	
		2,725,665.64	2,686,307.74
			5,000.00
		41,286,203.19	33,452,003.35

6

1

		8,735,000.00			
		7,210,000.00		8,921,500.00	
		3,975,000.00		2,385,000.00	
		784,593.25		1,509,593.25	

		159,900.00			
	(12,088,275.91		706,667.00	
		1,221,870.00			
		460,105.90		460,105.90	
		4,672,763.90			

2

		6,681,444.31	68,010.00
		6,256,809.90	
		2,414,000.00	
		1,379,061.47	
		1,139,476.76	
		951,308.25	
		847,787.00	
		691,653.61	8,937,922.62
		438,643.82	
		312,379.38	
	DIGITAL CHINA (HK) LIMITED	133,864.48	4,103.70
	DIGITAL CHINA HOLDINGS LTD	16,795.78	52,529.58
	Instant Technology Supply Chain Hong Kong Limited	8,100.55	8,839.48
		469.00	
			1,600,000.00
			536,236.74
			133,530.00
			25,000.00
		25,301,813.91	8,096,078.32
		14,729,485.00	
		89,000.00	

	()	73,000.00	
			275,000.00
			64,244.00
		200,000.00	
			86,214.53

1

√ □

	15,147,583.88
	0.00
	0.00

2017

2,550,041.00

6.77 /

1

1 2017 12 31 (T)

T+1	2018	10,193,242.24
T+2	2019	7,823,433.54
T+3	2020	4,264,290.50
T+3		2,459,620.84

2 2017 12 31 (T)

T+1	2018	13,600,000.00

“ ” 2016 8

3,300 (

2,640)

1600

1,280

2017 6

2017 7 14

“ ”

“

”

2,349,465.23

204,301.00

551,648.00

3,105,414.23

2

1

30,829,800.74

2

1 2018 2 23

2018

8,750

35%

80%

45%

2 2018 3 27

1 2017

2017

10

0.32

2 2018

151

1

7

3

140

3 2018

24.2

1

5.2

9

6

3

4

20,000

30,000

100

5

3.

1

2017 12 31

1**1**

		%		%	

2

18,062,395.77

0.00

3

51,280,922.89

69.23%

15,097,357.11

2

1

		%		%	
	23,906.00	100.00			23,906.00
	23,906.00	100.00			23,906.00
	23,906.00	100.00			23,906.00

		%		%	
	836,730.50	0.42			836,730.50

	200,000,000.00	99.58			200,000,000.00
	200,836,730.50	100.00			200,836,730.50
	200,836,730.50	100.00			200,836,730.50

2

	23,906.00	836,730.50
		200,000,000.00
	23,906.00	200,836,730.50

3

	2,787,462,660.58					

	1,183,184,287.50	15,603,283.17		1,198,787,570.67		
	2,735,059,377.41	52,403,283.17		2,787,462,660.58		

2

	15,472,282.06			-4,692,776.64		54,269.36				10,833,774.78	
	15,472,282.06			-4,692,776.64		54,269.36				10,833,774.78	
		4,000,000.00		-98,492.46						3,901,507.54	
		4,000,000.00		-98,492.46						3,901,507.54	
	15,472,282.06	4,000,000.00		-4,791,269.10		54,269.36				14,735,282.32	

4

	344,288,368.48	323,401,651.42	630,073,267.45	584,046,866.75
	344,288,368.48	323,401,651.42	630,073,267.45	584,046,866.75

5

	60,000,000.00	55,533,200.00
	-4,791,269.10	-6,224,846.81
	1,867,484.51	3,929,485.67
	8,649,480.87	7,971,795.55

	65,725,696.28	61,209,634.41
--	---------------	---------------

1

√ □

	-1,718,086.22	
	34,638,549.07	
	9,767,753.57	
	3,265,678.06	
	4,430,037.65	
	3,040,449.53	
	38,483,407.30	--

1 —

1 —

□ √

2

		/	/
	6.38%	0.3141	0.3141
	5.57%	0.2742	0.2742

., -4 / .3