

**2019**

**2019 08**

|  |  |  |  |
|--|--|--|--|
|  |  |  |  |
|  |  |  |  |

**2019**

**12**

|       |     |
|-------|-----|
| ..... | 2   |
| ..... | 6   |
| ..... | 9   |
| ..... | 13  |
| ..... | 22  |
| ..... | 38  |
| ..... | 44  |
| ..... | 45  |
| ..... | 47  |
| ..... | 48  |
| ..... | 151 |



|  |  |                    |
|--|--|--------------------|
|  |  |                    |
|  |  |                    |
|  |  |                    |
|  |  |                    |
|  |  |                    |
|  |  |                    |
|  |  | 2019 1 1 2019 6 30 |

|  |  |  |  |
|--|--|--|--|
|  |  |  | 000555   |
|  |  |  |  |
|  |  |  |  |
|  |  |  |  |
|  |  |  | Digital China Information Service Company Ltd. |
|  |  |  | DCITS  |
|  |  |  |  |

|  |                    |                    |
|--|--------------------|--------------------|
|  |                    |                    |
|  |                    |                    |
|  | 10                 | 10                 |
|  | 18                 | 18                 |
|  | 010-61853676       | 010-61853676       |
|  | 010-62694810       | 010-62694810       |
|  | dcits-ir@dcits.com | dcits-ir@dcits.com |

1

2018

2

2018

|   |                  |                   |         |
|---|------------------|-------------------|---------|
|   |                  |                   |         |
|   | 4,130,194,003.47 | 4,160,902,696.23  | -0.74%  |
|   | 129,143,755.18   | 250,492,169.97    | -48.44% |
|   | 118,627,807.77   | 86,092,030.62     | 37.79%  |
|   | -770,501,133.42  | -847,767,247.75   | 9.11%   |
| / | 0.1340           | 0.2600            | -48.46% |
| / | 0.1340           | 0.2600            | -48.46% |
|   | 2.61%            | 5.00%             | -2.39%  |
|   |                  |                   |         |
|   | 9,852,312,002.83 | 10,696,306,209.17 | -7.89%  |
|   | 4,975,493,085.86 | 4,946,084,692.51  | 0.59%   |

1

2

|  |              |  |
|--|--------------|--|
|  |              |  |
|  | 982,861.75   |  |
|  | 8,884,450.52 |  |

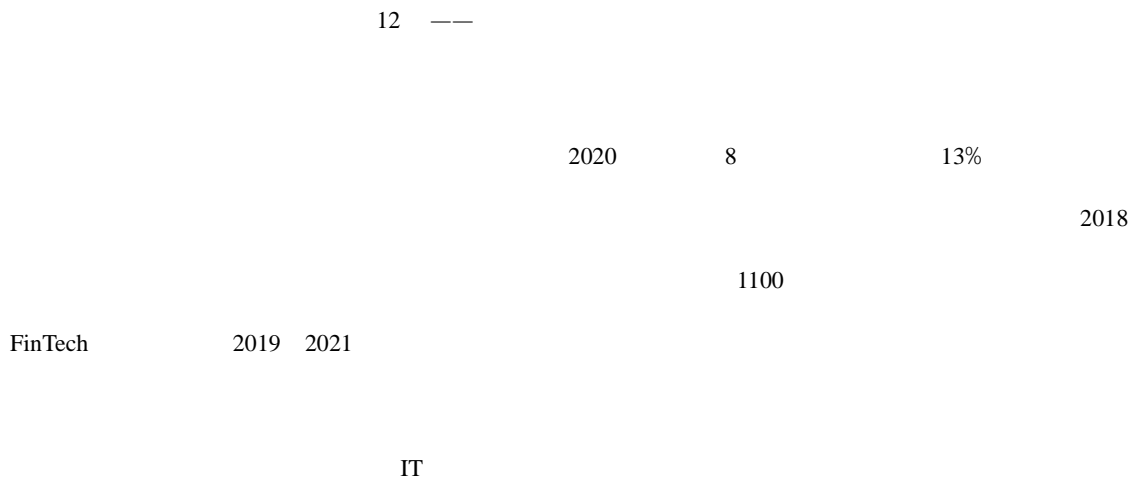
|  |               |    |
|--|---------------|----|
|  | -2,353,085.56 |    |
|  | -98,717.00    |    |
|  | 4,480,660.41  |    |
|  | 1,200,669.45  |    |
|  | 179,553.26    |    |
|  | 10,515,947.41 | -- |

1

1

1





80

1

100

20

2

10

**1**

|  | 59.24%  |
|--|---------|
|  | 55.36%  |
|  | 242.23% |
|  | 81.40%  |

**2****1**

700

**2**

1987

2007

SOA

3

IT

41.30

1.29

1.19

37.79%

17.27

3.28

18.98%

8.20

14.79%

2.33

28.41%

1

ESB

100

2

2019 7

Gauss

3

4

20

1

|       |      |      |        |        |        |
|-------|------|------|--------|--------|--------|
|       |      |      | 10.22  | 23.46% | 19.12% |
|       | 3.52 | 1.13 | 32.12% |        |        |
|       |      |      |        |        | 17     |
|       | 5    |      |        | AI     |        |
| ID@ta |      |      | V1.0   |        |        |

2

|  |      |      |        |        |         |
|--|------|------|--------|--------|---------|
|  |      |      | 12.10  | 55.56% | 16.26%  |
|  | 5.46 | 1.00 | 18.34% |        |         |
|  |      |      |        |        | RFID    |
|  |      |      |        |        | DEEPLAN |

|  |                  |                  |          |  |
|--|------------------|------------------|----------|--|
|  |                  |                  |          |  |
|  | 4,130,194,003.47 | 4,160,902,696.23 | -0.74%   |  |
|  | 3,346,017,595.91 | 3,373,337,779.52 | -0.81%   |  |
|  | 228,720,199.54   | 229,382,959.08   | -0.29%   |  |
|  | 126,782,180.82   | 176,490,468.77   | -28.16%  |  |
|  | 45,750,350.92    | 21,563,811.01    | 112.16%  |  |
|  | -1,058,858.08    | 2,291,339.04     | -146.21% |  |
|  | 254,693,003.66   | 237,773,268.05   | 7.12%    |  |
|  | -770,501,133.42  | -847,767,247.75  | 9.11%    |  |
|  | 587,584,288.04   | 451,864,438.22   | 30.04%   |  |
|  | -724,334,709.32  | -556,919,412.62  | -30.07%  |  |
|  | -908,745,486.61  | -954,169,806.75  | 4.76%    |  |

|  |                  |                  |        |        |       |        |
|--|------------------|------------------|--------|--------|-------|--------|
|  |                  |                  |        |        |       |        |
|  |                  |                  |        |        |       |        |
|  | 1,726,976,157.19 | 1,399,265,605.27 | 18.98% | -0.97% | 1.63% | -2.07% |



|  |                  |                  |        |            |            |         |
|--|------------------|------------------|--------|------------|------------|---------|
|  | 2,770,865.96     | 185,725.34       | 93.30% |            |            |         |
|  |                  |                  |        |            |            |         |
|  | 4,092,073,214.56 | 3,314,037,589.19 | 19.01% | -1.65%     | -1.76%     | 0.08%   |
|  | 38,120,788.91    | 31,980,006.72    | 16.11% | 42,099.59% | 81,453.04% | -40.48% |

12

10%

|  |                  |                  |        |         |         |        |
|--|------------------|------------------|--------|---------|---------|--------|
|  |                  |                  |        |         |         |        |
|  |                  |                  |        |         |         |        |
|  | 1,726,976,157.19 | 1,399,265,605.27 | 18.98% | -0.97%  | 1.63%   | -2.07% |
|  | 1,209,558,774.01 | 1,012,883,065.54 | 16.26% | 55.56%  | 57.75%  | -1.16% |
|  | 1,022,084,875.92 | 826,680,112.46   | 19.12% | -23.46% | -27.21% | 4.17%  |
|  |                  |                  |        |         |         |        |
|  | 2,258,333,024.71 | 1,973,882,561.87 | 12.60% | -8.13%  | -9.62%  | 1.45%  |
|  | 1,869,090,112.80 | 1,371,949,308.70 | 26.60% | 9.78%   | 15.36%  | -3.55% |
|  |                  |                  |        |         |         |        |
|  | 4,092,073,214.56 | 3,314,037,589.19 | 19.01% | -1.65%  | -1.76%  | 0.08%  |

30%

5000

|  |                  |        |                  |        |         |
|--|------------------|--------|------------------|--------|---------|
|  |                  |        |                  |        |         |
|  |                  |        |                  |        |         |
|  | 2,028,264,319.48 | 60.62% | 2,322,145,343.60 | 68.84% | -12.66% |
|  | 1,221,229,367.31 | 36.50% | 935,542,437.22   | 27.73% | 30.54%  |
|  | 96,523,909.12    | 2.88%  | 115,649,998.70   | 3.43%  | -16.54% |

|  |                 |          |  |     |
|--|-----------------|----------|--|-----|
|  |                 |          |  |     |
|  | 31,657,439.52   | 25.21%   |  | 448 |
|  | -6,911,322.54   | -5.50%   |  |     |
|  | -135,040,712.74 | -107.55% |  |     |
|  | 2,003,169.97    | 1.60%    |  |     |
|  | 1,119,025.22    | 0.89%    |  |     |
|  | 13,612,083.57   | 10.84%   |  |     |

## 1

|  |                  |        |                  |        |        |  |
|--|------------------|--------|------------------|--------|--------|--|
|  |                  |        |                  |        |        |  |
|  | 618,801,938.08   | 6.28%  | 828,149,713.42   | 8.64%  | -2.36% |  |
|  | 3,313,811,061.11 | 33.63% | 3,539,376,387.18 | 36.90% | -3.27% |  |
|  | 1,795,173,607.51 | 18.22% | 1,559,815,755.53 | 16.26% | 1.96%  |  |
|  | 14,187,353.01    | 0.14%  |                  |        | 0.14%  |  |
|  | 503,123,625.72   | 5.11%  | 503,466,943.37   | 5.25%  | -0.14% |  |
|  | 509,414,123.26   | 5.17%  | 587,132,244.76   | 6.12%  | -0.95% |  |
|  | 1,012,215,343.87 | 10.27% | 966,644,154.11   | 10.08% | 0.19%  |  |
|  |                  |        | 55,000,000.00    | 0.57%  | -0.57% |  |

## 2

|    |                  |               |               |  |                  |                  |                |
|----|------------------|---------------|---------------|--|------------------|------------------|----------------|
|    |                  |               |               |  |                  |                  |                |
| 1. | 1,121,676,020.00 | -6,911,322.54 |               |  | 5,409,100,000.00 | 6,023,100,000.00 | 500,764,697.46 |
| 4  | 116,371,464.16   |               | 12,446,004.84 |  |                  |                  | 128,817,469.00 |
|    | 1,238,047,484.16 | -6,911,322.54 | 12,446,004.84 |  | 5,409,100,000.00 | 6,023,100,000.00 | 629,582,166.46 |
|    | 0.00             |               |               |  |                  |                  | 0.00           |

3

44,730,818.32

16,925,155.00

27,805,663.32

1

|                |               |           |
|----------------|---------------|-----------|
|                |               |           |
| 302,847,500.00 | 24,445,575.94 | 1,138.86% |

2

3

4

1

|  |        |          |                        |    |                       |                 |      |                        |                        |                      |                       |    |    |
|--|--------|----------|------------------------|----|-----------------------|-----------------|------|------------------------|------------------------|----------------------|-----------------------|----|----|
|  |        |          |                        |    |                       |                 |      |                        |                        |                      |                       |    |    |
|  | 000034 |          | 23,93<br>7,265.<br>50  |    | 21,67<br>6,020.<br>00 | -886,3<br>80.00 |      |                        |                        |                      | 20,78<br>9,640.<br>00 |    |    |
|  | 155228 | 19<br>01 | 280,0<br>00,00<br>0.00 |    |                       |                 |      | 280,0<br>00,00<br>0.00 | 280,0<br>00,00<br>0.00 | 3,340,<br>141.7<br>6 |                       |    |    |
|  |        |          | 303,9<br>37,26<br>5.50 | -- | 21,67<br>6,020.<br>00 | -886,3<br>80.00 | 0.00 | 280,0<br>00,00<br>0.00 | 280,0<br>00,00<br>0.00 | 3,340,<br>141.7<br>6 | 20,78<br>9,640.<br>00 | -- | -- |
|  |        |          | 2019 01 31             |    |                       |                 |      |                        |                        |                      |                       |    |    |
|  |        |          |                        |    |                       |                 |      |                        |                        |                      |                       |    |    |

2

1

2

10%

|  |  |  | 80000 | 4,700,634,587.81 | 1,228,404,820.49 | 2,945,670,093.32 | 37,697,789.65 | 45,011,015.17 |
|--|--|--|-------|------------------|------------------|------------------|---------------|---------------|
|  |  |  | 10000 | 990,792,597.72   | 783,671,629.78   | 516,833,693.25   | 96,117,793.03 | 90,824,210.57 |



1

2

GB/T19001-2000 idt ISO9000 CMMI

ITIL PMBOK


3

## 1

| 2019 |  | 48.25% | 2019 01 02 | 2019 01 03 | <a href="http://www.cninfo.com.cn">http://www.cninfo.com.cn</a> |
|------|--|--------|------------|------------|---|
| 2019 |  | 56.32% | 2019 02 18 | 2019 02 19 | <a href="http://www.cninfo.com.cn">http://www.cninfo.com.cn</a> |
| 2018 |  | 60.83% | 2019 04 18 | 2019 04 19 | <a href="http://www.cninfo.com.cn">http://www.cninfo.com.cn</a> |

## 2

|  |  |  | 2016<br>2017 | 2016<br>06<br>13 | 2019<br>3<br>31 | 1 2016<br>6,158.45<br>5,760.00<br>106.92% 2 2017 |
|--|--|--|--------------|------------------|-----------------|--|



7,457.88

7,100.00

105.04% 3 2018

5,760.00

7,100.00

8,840.00





2019 4 23

2019

2019

2019 5 8

2019

2019

3,000.00

2,260.00

740.00

2019 5 22

2019

208,000.00

2019 5 31

2019

2019

1

|  |  |  |  |  |  | 122.99 | 0.03% | 3,900  |  |  |  | 2019 01<br>31 | <a href="http://www.cninfo.com.cn">http://www.cninfo.com.cn</a> |
|--|--|--|--|--|--|--------|-------|--------|--|--|--|---------------|---|
|  |  |  |  |  |  | 0      |       | 200    |  |  |  | 2019 01<br>31 | <a href="http://www.cninfo.com.cn">http://www.cninfo.com.cn</a> |
|  |  |  |  |  |  | 16.27  | 0.01% | 1,000  |  |  |  | 2019 01<br>31 | <a href="http://www.cninfo.com.cn">http://www.cninfo.com.cn</a> |
|  |  |  |  |  |  | 704.72 | 0.17% | 4,900  |  |  |  | 2019 01<br>31 | <a href="http://www.cninfo.com.cn">http://www.cninfo.com.cn</a> |
|  |  |  |  |  |  | 355.68 | 0.17% | 18,100 |  |  |  | 2019 01<br>31 | <a href="http://www.cninfo.com.cn">http://www.cninfo.com.cn</a> |
|  |  |  |  |  |  | 533.5  | 0.65% | 3      |  |  |  |               |   |

|  |  |  |  |  |  |  |  |  |  |  |  |  |    |   |
|--|--|--|--|--|--|--|--|--|--|--|--|--|----|---|
|  |  |  |  |  |  |  |  |  |  |  |  |  | 31 | <a href="http://www.cninfo.com.cn">http://www.cninfo.com.cn</a> |
|--|--|--|--|--|--|--|--|--|--|--|--|--|----|---|

9,137.89 4.45% 35,000

2

3

4

5

1

1

2

3

2

1

|  | 2017 09<br>28 | 505.78 | 2017 12<br>29 | 505.78    |  | 1 |  |  |  |
|--|---------------|--------|---------------|-----------|--|---|--|--|--|
|  | 2019 02<br>19 | 30,000 | 2019 03<br>01 | 26,742.54 |  | 1 |  |  |  |

|  |               |          |               |           |           |     |            |  |
|--|---------------|----------|---------------|-----------|-----------|-----|------------|--|
|  | 30            |          | 05            |           |           |     |            |  |
|  | 2018 04<br>28 | 6,000    | 2018 11<br>30 | 0         |           | 1   |            |  |
| Digital China<br>Advanced Systems<br>Limited | 2019 02<br>19 | 26,326.5 | 2019 06<br>04 | 13,163.25 |           | 2.7 |            |  |
|  | 2018 04<br>28 | 40,000   | 2019 02<br>01 | 27,060.36 |           | 1   |            |  |
|  | 2018 04<br>28 | 20,000   | 2018 07<br>27 | 0         |           | 1   |            |  |
|  | 2018 04<br>28 | 10,000   | 2018 07<br>27 | 0         |           | 1   |            |  |
|  | 2016 09<br>29 | 40,000   | 2016 09<br>29 | 1,988.46  |           | 5   |            |  |
|  | 2017 09<br>28 | 25,000   | 2017 12<br>28 | 3,002.48  |           |     |            |  |
| Digital China<br>Advanced Systems<br>Limited | 2017 09<br>28 | 20,000   | 2017 12<br>28 | 0         |           |     |            |  |
|  | 2019 04<br>26 | 500      | 2019 04<br>26 | 0         |           | 1   |            |  |
| <b>B1</b>                                    |               |          | 159,826.5     |           | <b>B2</b> |     | 88,539.79  |  |
| <b>B3</b>                                    |               |          | 386,740.34    |           | <b>B4</b> |     | 137,865.92 |  |
|  |               |          |               |           |           |     |            |  |
|  |               |          |               |           |           |     |            |  |
|  | 2018 04<br>28 | 6,000    | 2018 11<br>30 | 0         |           | 1   |            |  |
|  | 2018 04<br>28 | 5,000    | 2018 11<br>30 | 1,000     |           | 1   |            |  |
|  | 2018 04<br>28 | 14,000   | 2018 11<br>30 | 5,000     |           | 1   |            |  |
|  | 2019 04<br>26 | 3,000    | 2019 04<br>26 | 0         |           | 1   |            |  |

|          |               |            |               |            |          |            |            |  |
|----------|---------------|------------|---------------|------------|----------|------------|------------|--|
|          | 2019 04<br>26 | 600        | 2019 04<br>26 | 0          |          | 1          |            |  |
|          | 2019 04<br>26 | 3,000      | 2019 04<br>26 | 0          |          | 1          |            |  |
|          | 2019 04<br>26 | 500        | 2019 04<br>26 | 0          |          | 1          |            |  |
|          | 2019 04<br>26 | 500        | 2019 04<br>26 | 0          |          | 1          |            |  |
|          | 2019 04<br>26 | 1,500      | 2019 04<br>26 | 0          |          | 1          |            |  |
|          | 2019 04<br>26 | 400        | 2019 04<br>26 | 0          |          | 1          |            |  |
| C1       |               | 9,500      |               |            | C2       |            |            |  |
| C3       |               | 34,500     |               |            | C4       |            | 6,000      |  |
|          |               |            |               |            |          |            |            |  |
| A1+B1+C1 |               | 169,326.5  |               |            | A2+B2+C2 |            | 88,539.79  |  |
| A3+B3+C3 |               | 421,240.34 |               |            | A4+B4+C4 |            | 143,865.92 |  |
| A4+B4+C4 |               |            |               |            | 28.91%   |            |            |  |
|          |               |            |               |            |          |            |            |  |
| E        | 70%           |            |               |            |          | 124,192.67 |            |  |
| D+E+F    |               |            |               | 124,192.67 |          |            |            |  |

3

|  |  |      |               |          |  |  |  |  |  |  |  |  |               |   |
|--|--|------|---------------|----------|--|--|--|--|--|--|--|--|---------------|---|
|  |  |      |               |          |  |  |  |  |  |  |  |  |               |   |
|  |  |      | 2017 12<br>12 |          |  |  |  |  |  |  |  |  | 2017 12<br>14 | <a href="http://www.cninfo.com">http<br/>//www.cninfo.com</a> |
|  |  |      | 2018 04<br>28 | 3,800    |  |  |  |  |  |  |  |  | 2018 02<br>08 | <a href="http://www.cninfo.com">http<br/>//www.cninfo.com</a> |
|  |  | IT   | 2018 04<br>28 | 4,409.62 |  |  |  |  |  |  |  |  | 2018 05<br>05 | <a href="http://www.cninfo.com">http<br/>//www.cninfo.com</a> |
|  |  | 2018 | 2018 09<br>20 | 3,438.21 |  |  |  |  |  |  |  |  | 2018 09<br>19 | <a href="http://www.cninfo.com">http<br/>//www.cninfo.com</a> |
|  |  | 2018 | 2018 09<br>18 | 6,988.35 |  |  |  |  |  |  |  |  | 2018 09<br>19 | <a href="http://www.cninfo.com">http</a>                      |



|  |  |           |               |  |  |  |  |  |  |  |  |  |               |   |
|--|--|-----------|---------------|--|--|--|--|--|--|--|--|--|---------------|---|
|  |  | 1         |               |  |  |  |  |  |  |  |  |  |               | <a href="http://www.cninfo.com">http://www.cninfo.com</a> |
|  |  | IT<br>SOW | 2018 12<br>26 |  |  |  |  |  |  |  |  |  | 2018 12<br>28 | <a href="http://www.cninfo.com">http://www.cninfo.com</a> |



3

1 2017 12 2019 5

2019 6 29 7 9

5

2019 056

5

2019 060

5 2019 8 1

2 2015 3 2019 7

2019 7 9

5

2019 059

5 2019 7 25

[http www.cninfo.com.cn](http://www.cninfo.com.cn)

| 2019 001 | 2019 | B16 | 2019 1 2 | http w<br>ww.cninfo c<br>om.cn |
|----------|------|-----|----------|--------------------------------|
| 2019 002 | 2019 | B44 | 2019 1 3 |                                |
| 2019 003 | 2019 | B44 | 2019 1 3 |                                |

|          |      |      |           |
|----------|------|------|-----------|
| 2019 004 | 2019 | B44  | 2019 1 3  |
| 2019 005 |      | B92  | 2019 1 5  |
| 2019 006 |      | B21  | 2019 1 10 |
| 2019 007 |      | B21  | 2019 1 10 |
| 2019 008 | 2019 | B13  | 2019 1 12 |
| 2019 009 |      | B37  | 2019 1 18 |
| 2019 010 |      | B5   | 2019 1 23 |
| 2019 011 | 2019 | B64  | 2019 1 31 |
| 2019 012 | 2019 | B64  | 2019 1 31 |
| 2019 013 |      | B64  | 2019 1 31 |
| 2019 014 |      | B64  | 2019 1 31 |
| 2019 015 |      | B64  | 2019 1 31 |
| 2019 016 | 2019 | B64  | 2019 1 31 |
| 2019 017 | 2018 | B64  | 2019 1 31 |
| 2019 018 |      | B64  | 2019 1 31 |
| 2019 019 | 2019 | B64  | 2019 1 31 |
| 2019 020 | 2019 | B24  | 2019 2 15 |
| 2019 021 | 2019 | B20  | 2019 2 19 |
| 2019 022 |      | B29  | 2019 3 7  |
| 2019 023 |      | B12  | 2019 3 9  |
| 2019 024 |      | B25  | 2019 3 28 |
| 2019 025 |      | B25  | 2019 3 28 |
| 2019 026 | 2018 | B25  | 2019 3 28 |
| 2019 027 | 2018 | B27  | 2019 3 28 |
| 2019 028 |      | B27  | 2019 3 28 |
| 2019 029 |      | B27  | 2019 3 28 |
| 2019 030 |      | B44  | 2019 4 8  |
| 2019 031 |      | B169 | 2019 4 12 |
| 2019 032 | 2019 | B169 | 2019 4 12 |

|          |      |      |           |
|----------|------|------|-----------|
| 2019 033 |      | B169 | 2019 4 12 |
| 2019 034 |      | B169 | 2019 4 12 |
| 2019 035 |      | B169 | 2019 4 12 |
| 2019 036 | 2018 | B48  | 2019 4 16 |
| 2019 037 | 2018 | B88  | 2019 4 19 |
| 2019 038 | 2019 | B152 | 2019 4 24 |
| 2019 039 | 2019 | B152 | 2019 4 24 |
| 2019 040 |      | B261 | 2019 4 26 |
| 2019 041 |      | B316 | 2019 4 27 |
| 2019 042 | 5    | B16  | 2019 5 6  |
| 2019 043 |      | B80  | 2019 5 7  |

2019 044

2019

**1**

|   |            |       |   |   |   |         |         |            |       |
|---|------------|-------|---|---|---|---------|---------|------------|-------|
|   |            |       |   |   |   |         |         |            |       |
|   | 28,516,942 | 2.96% | 0 | 0 | 0 | 246,335 | 246,335 | 28,763,277 | 2.99% |
| 1 | 0          | 0.00% | 0 | 0 | 0 | 0       | 0       |            |       |

2019

|  |             |         |   |   |   |   |   |             |         |
|--|-------------|---------|---|---|---|---|---|-------------|---------|
|  | 963,431,273 | 100.00% | 0 | 0 | 0 | 0 | 0 | 963,431,273 | 100.00% |
|--|-------------|---------|---|---|---|---|---|-------------|---------|

9 825

256 160

2





|  |            |       |         |            |         |                       |
|--|------------|-------|---------|------------|---------|-----------------------|
|  |            |       |         |            | 119,349 | 119,349               |
|  | 105,308    | 0     | 0       | 105,308    | 105,308 | 2019 12 28<br>105,308 |
|  | 63,185     | 0     | 0       | 63,185     | 63,185  | 2019 12 28<br>63,185  |
|  | 6,181,378  | 9,825 | 256,160 | 6,427,713  |         |                       |
|  | 28,516,942 | 9,825 | 256,160 | 28,763,277 |         |                       |

|  |  |        |             |             |   |             |             |
|--|--|--------|-------------|-------------|---|-------------|-------------|
|  |  |        | 65,669      |             |   |             | 0           |
|  |  | 5%     | 10          |             |   |             |             |
|  |  |        |             |             |   |             |             |
|  |  | 40.43% | 389,540,110 | 0           | 0 | 389,540,110 | 256,040,483 |
|  |  | 6.73%  | 64,822,937  | -16,766,205 | 0 | 64,822,937  | 46,000,000  |
|  |  | 5.41%  | 52,101,765  | -8,545,682  | 0 | 52,101,765  | 11,000,000  |
|  |  | 5.16%  | 49,708,280  | 0           | 0 | 49,708,280  | 6,632,000   |
|  |  | 1.94%  | 18,660,000  | -420,800    | 0 | 18,660,000  |             |

|   |  |       |            |            |           |            |  |            |
|---|--|-------|------------|------------|-----------|------------|--|------------|
|   |  |       |            |            |           |            |  |            |
| Infinity I-China Investments(Israel),L.P. |  | 1.36% | 13,130,434 | 0          | 0         | 13,130,434 |  | 13,130,434 |
|   |  | 0.95% | 9,197,000  | -1,382,996 | 0         | 9,197,000  |  | 8,790,000  |
|   |  | 0.89% | 8,527,926  | 0          | 8,527,926 |            |  |            |
|   |  | 0.80% | 7,735,638  | 0          | 7,735,638 |            |  |            |
|   |  | 0.66% | 6,312,438  | 0          | 6,312,438 | 0          |  | 4,830,000  |

|    |           |            |            |           |
|----|-----------|------------|------------|-----------|
| 10 | 2013      |            | 9.44 /     |           |
|    | 9,358,417 | 2013 12 30 | 36         | 2015      |
|    | 10 10     |            | 18,716,834 | 2017 1 24 |

10

10



|  |  |  | 0 | 0 | 0 | 0 | 0 | 0 | 0 |
|--|--|--|---|---|---|---|---|---|---|
|  |  |  | 0 | 0 | 0 | 0 | 0 | 0 | 0 |
|  |  |  | 0 | 0 | 0 | 0 | 0 | 0 | 0 |
|  |  |  | 0 | 0 | 0 | 0 | 0 | 0 | 0 |
|  |  |  | 0 | 0 | 0 | 0 | 0 | 0 | 0 |
|  |  |  | 0 | 0 | 0 | 0 | 0 | 0 | 0 |
|  |  |  | 0 | 0 | 0 | 0 | 0 | 0 | 0 |
|  |  |  | 0 | 0 | 0 | 0 | 0 | 0 | 0 |
|  |  |  | 0 | 0 | 0 | 0 | 0 | 0 | 0 |

---

|  |     |  |           |   |   |           |   |   |   |
|--|-----|--|-----------|---|---|-----------|---|---|---|
|  |     |  |           |   |   |           |   |   |   |
|  |     |  | 0         | 0 | 0 | 0         | 0 | 0 | 0 |
|  | CTO |  | 0         | 0 | 0 | 0         | 0 | 0 | 0 |
|  |     |  | 6,312,438 | 0 | 0 | 6,312,438 | 0 | 0 | 0 |
|  |     |  | 0         | 0 | 0 | 0         | 0 | 0 | 0 |



1

2019 06 30

|  | 2019 6 30        | 2018 12 31       |
|--|------------------|------------------|
|  |                  |                  |
|  | 618,801,938.08   | 1,518,050,558.45 |
|  |                  |                  |
|  |                  |                  |
|  | 500,764,697.46   |                  |
|  |                  | 21,676,020.00    |
|  |                  |                  |
|  | 14,262,789.56    | 20,024,810.58    |
|  | 3,313,811,061.11 | 3,006,436,880.14 |
|  |                  |                  |
|  | 396,683,545.60   | 115,911,248.60   |
|  |                  |                  |
|  |                  |                  |
|  |                  |                  |



|  |                  |                   |
|--|------------------|-------------------|
|  |                  |                   |
|  | 1,795,173,607.51 | 1,726,098,649.25  |
|  |                  |                   |
|  |                  |                   |
|  | 32,420,703.31    | 1,122,833,926.47  |
|  | 6,846,961,899.33 | 7,683,909,277.31  |
|  |                  |                   |
|  |                  |                   |
|  |                  | 110,334,697.32    |
|  |                  |                   |
|  |                  |                   |
|  | 503,123,625.72   | 509,384,368.44    |
|  | 128,817,469.00   |                   |
|  |                  |                   |
|  | 14,187,353.01    | 14,373,078.37     |
|  | 509,414,123.26   | 532,791,372.68    |
|  |                  |                   |
|  |                  |                   |
|  |                  |                   |
|  | 131,390,646.97   | 152,873,405.70    |
|  | 32,169,013.62    | 17,733,832.82     |
|  | 1,544,132,544.03 | 1,544,132,544.03  |
|  | 19,559,024.55    | 23,532,165.55     |
|  | 122,556,303.34   | 107,241,466.95    |
|  |                  |                   |
|  | 3,005,350,103.50 | 3,012,396,931.86  |
|  | 9,852,312,002.83 | 10,696,306,209.17 |
|  |                  |                   |
|  | 1,012,215,343.87 | 1,661,499,464.30  |
|  |                  |                   |

|  |                  |                  |
|--|------------------|------------------|
|  |                  |                  |
|  |                  |                  |
|  |                  |                  |
|  |                  |                  |
|  | 673,204,585.89   | 503,401,182.16   |
|  | 1,946,454,976.15 | 1,757,615,905.90 |
|  | 607,089,038.99   | 1,050,093,691.53 |
|  |                  |                  |
|  |                  |                  |
|  |                  |                  |
|  |                  |                  |
|  | 211,840,274.68   | 342,082,828.52   |
|  | 79,419,381.72    | 112,910,824.33   |
|  | 148,696,706.40   | 127,834,661.60   |
|  | 8,031,368.63     | 4,668,907.86     |
|  |                  |                  |
|  |                  |                  |
|  |                  |                  |
|  |                  |                  |
|  |                  |                  |
|  |                  |                  |
|  | 55,000,000.00    | 20,000,000.00    |
|  |                  |                  |
|  | 4,733,920,307.70 | 5,575,438,558.34 |
|  |                  |                  |
|  |                  |                  |
|  |                  | 45,000,000.00    |

|  |                  |                   |
|--|------------------|-------------------|
|  | 27,330,419.21    | 17,832,072.29     |
|  |                  |                   |
|  | 54,798,831.21    | 97,181,314.70     |
|  | 4,788,719,138.91 | 5,672,619,873.04  |
|  |                  |                   |
|  | 963,431,273.00   | 963,431,273.00    |
|  |                  |                   |
|  |                  |                   |
|  | 2,272,141,451.85 | 2,274,178,387.44  |
|  |                  |                   |
|  | 72,118,983.57    | 66,489,317.80     |
|  |                  |                   |
|  | 27,209,080.61    | 27,209,080.61     |
|  |                  |                   |
|  | 1,640,592,296.83 | 1,614,776,633.66  |
|  | 4,975,493,085.86 | 4,946,084,692.51  |
|  | 88,099,778.06    | 77,601,643.62     |
|  | 5,063,592,863.92 | 5,023,686,336.13  |
|  | 9,852,312,002.83 | 10,696,306,209.17 |

2

|  | 2019 6 30      | 2018 12 31     |
|--|----------------|----------------|
|  |                |                |
|  | 27,012,884.09  | 26,836,259.23  |
|  | 262,616,234.72 |                |
|  |                | 21,676,020.00  |
|  |                |                |
|  | 4,289,673.80   | 12,562,754.56  |
|  | 1,174,932.61   | 221,408,715.75 |
|  |                |                |

|  |                  |                  |
|--|------------------|------------------|
|  | 60,094,657.13    | 159,900.05       |
|  | 13,024,211.88    | 69,586,506.00    |
|  |                  |                  |
|  |                  |                  |
|  | 1,262,784.89     | 21,467,571.28    |
|  |                  |                  |
|  |                  |                  |
|  | 2,377,196.85     | 251,797,684.09   |
|  | 371,852,575.97   | 625,495,410.96   |
|  |                  |                  |
|  |                  |                  |
|  |                  | 71,812,197.32    |
|  |                  |                  |
|  |                  |                  |
|  | 26,400,000.00    | 26,400,000.00    |
|  | 2,754,395,938.81 | 2,754,581,026.60 |
|  | 49,809,976.00    |                  |
|  |                  |                  |
|  |                  |                  |
|  | 183,194.44       | 222,927.86       |
|  |                  |                  |
|  |                  |                  |
|  |                  |                  |
|  | 176,194.00       | 305,084.00       |
|  |                  |                  |
|  |                  |                  |
|  | 246,468.12       | 295,761.75       |
|  |                  |                  |
|  |                  |                  |
|  | 2,831,211,771.37 | 2,853,616,997.53 |
|  | 3,203,064,347.34 | 3,479,112,408.49 |
|  |                  |                  |



|  |                  |                  |
|--|------------------|------------------|
|  |                  |                  |
|  |                  |                  |
|  | 2,099,414,949.00 | 2,099,414,949.00 |
|  |                  |                  |
|  | -22,002,221.32   |                  |
|  |                  |                  |
|  | 27,209,080.61    | 27,209,080.61    |
|  | 14,528,167.13    | 69,503,669.90    |
|  | 3,082,581,248.42 | 3,159,558,972.51 |
|  | 3,203,064,347.34 | 3,479,112,408.49 |

## 3

|  | 2019             | 2018             |
|--|------------------|------------------|
|  | 4,130,194,003.47 | 4,160,902,696.23 |
|  | 4,130,194,003.47 | 4,160,902,696.23 |
|  |                  |                  |
|  |                  |                  |
|  |                  |                  |
|  | 3,908,837,683.89 | 3,934,237,303.58 |
|  | 3,346,017,595.91 | 3,373,337,779.52 |
|  |                  |                  |
|  |                  |                  |
|  |                  |                  |
|  |                  |                  |
|  |                  |                  |
|  |                  |                  |
|  |                  |                  |
|  |                  |                  |
|  | 16,912,782.70    | 21,409,359.67    |
|  | 228,720,199.54   | 229,382,959.08   |
|  | 126,782,180.82   | 176,490,468.77   |
|  | 144,654,574.00   | 112,052,925.53   |
|  | 45,750,350.92    | 21,563,811.01    |
|  | 45,214,009.53    | 38,527,938.79    |

|     |                 |                 |
|-----|-----------------|-----------------|
|     | 4,621,744.00    | 5,693,271.00    |
|     | 13,612,083.57   | 15,389,374.59   |
| " " | 31,657,439.52   | 171,716,328.47  |
|     | 7,741,524.25    | -7,493,274.46   |
| "_" |                 |                 |
| "_" |                 |                 |
| " " |                 |                 |
| " " | -6,911,322.54   | 1,816,019.50    |
| "_" | -115,084,785.77 |                 |
| "_" | -19,955,926.97  | -164,162,858.64 |
| "_" |                 |                 |
| " " | 124,673,807.39  | 251,424,256.57  |
|     | 2,003,169.97    | 204,453.88      |
|     | 1,119,025.22    | 1,393,648.40    |
| " " | 125,557,952.14  | 250,235,062.05  |
|     | -1,058,858.08   | 2,291,339.04    |
| " " | 126,616,810.22  | 247,943,723.01  |
|     |                 |                 |
| 1.  | 126,616,810.22  | 87,824,768.74   |
| 2.  |                 | 160,118,954.27  |
|     |                 |                 |
| 1.  | 129,143,755.18  | 250,492,169.97  |
| 2.  | -2,526,944.96   | -2,548,446.96   |
|     | 9,714,147.93    | -181,133.03     |
|     | 9,714,147.93    | -181,133.03     |
|     | 12,498,530.28   |                 |
| 1.  |                 |                 |
| 2.  | 52,525.44       |                 |
| 3.  | 12,446,004.84   |                 |
| 4.  |                 |                 |
| 5.  |                 |                 |
|     | -2,784,382.35   | -181,133.03     |
| 1.  | -2,659,398.35   | -144,199.42     |





|     |                |               |
|-----|----------------|---------------|
| " " |                |               |
| " " |                |               |
| " " | -9,059,785.28  | 1,816,019.50  |
| " " | -1,803,639.62  |               |
| " " | -156,683.34    | -7,294,699.34 |
| " " |                |               |
| " " | -22,831,039.97 | 15,000,329.66 |
|     | 51.77          | 919.90        |
|     | 1,965.93       | 4,702.77      |
| " " | -22,832,954.13 | 14,996,546.79 |
|     |                | 1,504,286.45  |
| " " | -22,832,954.13 | 13,492,260.34 |
| " " | -22,832,954.13 | 13,492,260.34 |
| " " |                |               |
|     |                |               |
|     |                |               |
| 1.  |                |               |
| 2.  |                |               |
| 3.  |                |               |
| 4.  |                |               |
| 5.  |                |               |
|     |                |               |
| 1.  |                |               |
| 2.  |                |               |
| 3.  |                |               |
| 4.  |                |               |
| 5.  |                |               |
| 6.  |                |               |

|  |  |  |
|--|--|--|
|  |  |  |
|  |  |  |

5

|  | 2019             | 2018             |
|--|------------------|------------------|
|  |                  |                  |
|  | 3,665,689,341.41 | 3,759,474,030.59 |
|  |                  |                  |
|  |                  |                  |
|  |                  |                  |
|  |                  |                  |
|  |                  |                  |
|  |                  |                  |
|  |                  |                  |
|  |                  |                  |
|  |                  |                  |
|  |                  |                  |
|  | 4,078,985.54     | 5,415,825.54     |
|  | 43,727,673.08    | 23,419,849.51    |
|  | 3,713,496,000.03 | 3,788,309,705.64 |
|  | 3,198,986,857.84 | 3,287,466,770.44 |
|  |                  |                  |
|  |                  |                  |
|  |                  |                  |
|  |                  |                  |
|  |                  |                  |
|  |                  |                  |
|  |                  |                  |
|  |                  |                  |
|  | 843,733,620.69   | 780,455,059.75   |
|  | 198,829,337.48   | 284,498,046.91   |
|  | 242,447,317.44   | 283,657,076.29   |
|  | 4,483,997,133.45 | 4,636,076,953.39 |
|  | -770,501,133.42  | -847,767,247.75  |

---

|  |               |               |
|--|---------------|---------------|
|  |               |               |
|  | 9,095,256.00  |               |
|  | 19,435,254.85 | 20,154,544.35 |
|  |               |               |

---

|  | 2019           | 2018 |
|--|----------------|------|
|  |                |      |
|  | 253,057,154.36 |      |

|  |                |                |
|--|----------------|----------------|
|  | 71,835,951.06  | 71,372,180.19  |
|  | -71,835,951.06 | -33,665,098.81 |
|  |                |                |
|  | 21,208.62      | 54,534,826.71  |
|  | 44,612.15      | 250,396,554.93 |
|  | 65,820.77      | 304,931,381.64 |

|  | 2019           |  |  |                  |  |               |  |               |  |                  |                  |               |                  |  |
|--|----------------|--|--|------------------|--|---------------|--|---------------|--|------------------|------------------|---------------|------------------|--|
|  |                |  |  |                  |  |               |  |               |  |                  |                  |               |                  |  |
|  |                |  |  |                  |  |               |  |               |  |                  |                  |               |                  |  |
|  | 963,431,273.00 |  |  | 2,274,178,387.44 |  | 66,489,317.80 |  | 27,209,080.61 |  | 1,614,776,633.66 | 4,946,084,692.51 | 77,601,643.62 | 5,023,686,336.13 |  |
|  |                |  |  |                  |  | -4,084,482.16 |  |               |  |                  | -73,639,955.39   |               | -73,639,955.39   |  |



2019

|   |                |  |  |  |  |                  |  |               |  |               |  |                  |               |                  |
|---|----------------|--|--|--|--|------------------|--|---------------|--|---------------|--|------------------|---------------|------------------|
|   |                |  |  |  |  |                  |  |               |  |               |  |                  |               |                  |
| 5 |                |  |  |  |  | 52,525.44        |  |               |  |               |  |                  |               | -52,525.44       |
| 6 |                |  |  |  |  |                  |  |               |  |               |  |                  |               |                  |
| 1 |                |  |  |  |  |                  |  |               |  |               |  |                  |               |                  |
| 2 |                |  |  |  |  |                  |  |               |  |               |  |                  |               |                  |
|   |                |  |  |  |  | -2,036,935.59    |  |               |  |               |  |                  |               | -2,036,935.59    |
|   |                |  |  |  |  |                  |  |               |  |               |  |                  |               | 374,079.40       |
|   |                |  |  |  |  |                  |  |               |  |               |  |                  |               | -1,662,856.19    |
|   | 963,431,273.00 |  |  |  |  | 2,272,141,451.85 |  | 72,118,983.57 |  | 27,209,080.61 |  | 1,640,592,296.83 |               | 4,975,493,085.86 |
|   |                |  |  |  |  |                  |  |               |  |               |  |                  | 88,099,778.06 | 5,063,592,863.92 |

|  |                |  |  |  |  |                  |  |               |  |               |  |                  |  |                  |
|--|----------------|--|--|--|--|------------------|--|---------------|--|---------------|--|------------------|--|------------------|
|  | 2018           |  |  |  |  |                  |  |               |  |               |  |                  |  |                  |
|  |                |  |  |  |  |                  |  |               |  |               |  |                  |  |                  |
|  |                |  |  |  |  |                  |  |               |  |               |  |                  |  |                  |
|  |                |  |  |  |  |                  |  |               |  |               |  |                  |  |                  |
|  |                |  |  |  |  |                  |  |               |  |               |  |                  |  |                  |
|  |                |  |  |  |  |                  |  |               |  |               |  |                  |  |                  |
|  |                |  |  |  |  |                  |  |               |  |               |  |                  |  |                  |
|  |                |  |  |  |  |                  |  |               |  |               |  |                  |  |                  |
|  |                |  |  |  |  |                  |  |               |  |               |  |                  |  |                  |
|  | 963,431,273.00 |  |  |  |  | 2,228,710,283.50 |  | 66,969,039.65 |  | 27,209,080.61 |  | 1,603,510,186.54 |  | 4,889,829,863.30 |
|  |                |  |  |  |  |                  |  |               |  |               |  |                  |  |                  |
|  |                |  |  |  |  |                  |  |               |  |               |  |                  |  |                  |
|  |                |  |  |  |  |                  |  |               |  |               |  |                  |  |                  |
|  |                |  |  |  |  |                  |  |               |  |               |  |                  |  |                  |
|  | 963,431,273.00 |  |  |  |  | 2,228,710,283.50 |  | 66,969,039.65 |  | 27,209,080.61 |  | 1,603,510,186.54 |  | 4,889,829,863.30 |
|  |                |  |  |  |  |                  |  |               |  |               |  |                  |  | 65,872,374.10    |
|  |                |  |  |  |  |                  |  |               |  |               |  |                  |  | 4,955,702,237.40 |



|     |  |  |  |  |               |  |             |  |  |  |                |  |                |               |                |
|-----|--|--|--|--|---------------|--|-------------|--|--|--|----------------|--|----------------|---------------|----------------|
| " " |  |  |  |  | 42,561,002.86 |  | -181,133.03 |  |  |  | 219,662,372.67 |  | 262,042,242.50 | -6,355,661.72 | 255,686,580.78 |
|     |  |  |  |  |               |  | -181,133.03 |  |  |  | 250,492,169.97 |  | 250,311,036.94 | -2,548,446.96 | 247,762,589.98 |
| 1   |  |  |  |  |               |  |             |  |  |  |                |  |                | 1,000,000.00  | 1,000,000.00   |

|   |  |  |  |  |  |  |  |  |  |  |  |  |  |  |  |
|---|--|--|--|--|--|--|--|--|--|--|--|--|--|--|--|
| 3 |  |  |  |  |  |  |  |  |  |  |  |  |  |  |  |
| 4 |  |  |  |  |  |  |  |  |  |  |  |  |  |  |  |
| 5 |  |  |  |  |  |  |  |  |  |  |  |  |  |  |  |
| 6 |  |  |  |  |  |  |  |  |  |  |  |  |  |  |  |
| 1 |  |  |  |  |  |  |  |  |  |  |  |  |  |  |  |



963,431,273.00

2,099

2019

|  |                |  |  |  |                  |  |                |  |               |               |  |                  |
|--|----------------|--|--|--|------------------|--|----------------|--|---------------|---------------|--|------------------|
|  |                |  |  |  |                  |  |                |  |               |               |  |                  |
|  | 963,431,273.00 |  |  |  | 2,099,414,949.00 |  | -22,002,221.32 |  | 27,209,080.61 | 14,528,167.13 |  | 3,082,581,248.42 |

|     | 2018           |  |  |  |                  |  |  |  |               |                |  |                  |
|-----|----------------|--|--|--|------------------|--|--|--|---------------|----------------|--|------------------|
|     |                |  |  |  |                  |  |  |  |               |                |  |                  |
|     |                |  |  |  |                  |  |  |  |               |                |  |                  |
|     | 963,431,273.00 |  |  |  | 2,099,501,103.23 |  |  |  | 27,209,080.61 | 134,681,033.03 |  | 3,224,822,489.87 |
|     |                |  |  |  |                  |  |  |  |               |                |  |                  |
|     |                |  |  |  |                  |  |  |  |               |                |  |                  |
|     | 963,431,273.00 |  |  |  | 2,099,501,103.23 |  |  |  | 27,209,080.61 | 134,681,033.03 |  | 3,224,822,489.87 |
| " " |                |  |  |  |                  |  |  |  |               | -56,553,047.47 |  | -56,553,047.47   |
|     |                |  |  |  |                  |  |  |  |               | -22,832,954.13 |  | -22,832,954.13   |
|     |                |  |  |  |                  |  |  |  |               |                |  |                  |
| 1   |                |  |  |  |                  |  |  |  |               |                |  |                  |
| 2   |                |  |  |  |                  |  |  |  |               |                |  |                  |
| 3   |                |  |  |  |                  |  |  |  |               |                |  |                  |
| 4   |                |  |  |  |                  |  |  |  |               |                |  |                  |
|     |                |  |  |  |                  |  |  |  |               | -33,720,093.34 |  | -33,720,093.34   |
| 1   |                |  |  |  |                  |  |  |  |               | 0.00           |  | 0.00             |
| 2   |                |  |  |  |                  |  |  |  |               | -33,720,093.34 |  | -33,720,093.34   |
| 3   |                |  |  |  |                  |  |  |  |               |                |  |                  |
|     |                |  |  |  |                  |  |  |  |               |                |  |                  |

|   |                |  |  |  |                  |  |  |  |               |               |  |                  |
|---|----------------|--|--|--|------------------|--|--|--|---------------|---------------|--|------------------|
| 1 |                |  |  |  |                  |  |  |  |               |               |  |                  |
| 2 |                |  |  |  |                  |  |  |  |               |               |  |                  |
| 3 |                |  |  |  |                  |  |  |  |               |               |  |                  |
| 4 |                |  |  |  |                  |  |  |  |               |               |  |                  |
| 5 |                |  |  |  |                  |  |  |  |               |               |  |                  |
| 6 |                |  |  |  |                  |  |  |  |               |               |  |                  |
|   |                |  |  |  |                  |  |  |  |               |               |  |                  |
| 1 |                |  |  |  |                  |  |  |  |               |               |  |                  |
| 2 |                |  |  |  |                  |  |  |  |               |               |  |                  |
|   |                |  |  |  |                  |  |  |  |               |               |  |                  |
|   | 963,431,273.00 |  |  |  | 2,099,501,103.23 |  |  |  | 27,209,080.61 | 78,127,985.56 |  | 3,168,269,442.40 |

**1**

|   |            |    |                |                |            |                  |
|---|------------|----|----------------|----------------|------------|------------------|
| 7   | 2006       |    |                |                |            |                  |
| 2006  | 5 26       |    | 2006           |                | 2005       | 12 31            |
| 2,200.00                                    |            | 10 | 4              |                |            |                  |
|   | 9,062.77   |    |                |                |            |                  |
| 8   | 2010       |    |                |                |            |                  |
| 2010  | 2 8        |    |                |                |            | 2013 12          |
| 30  |            |    | 1,989.71       | 21.95%         |            |                  |
| 9   | 2013       |    |                |                |            |                  |
|   | 2013       |    |                |                |            |                  |
| <   |            |    |                |                | >          | <                |
|   | >          |    |                |                | [2013]1578 |                  |
| Infinity I-China Investments (Israel), L.P. |            |    |                |                |            |                  |
|   |            |    | 319,399,894.00 | 1.00           |            |                  |
| 21,186,440.00                               |            |    |                | 340,586,334.00 |            |                  |
|   |            |    |                | 319,399,894.00 | 9.44       | /                |
|   |            |    | 319,399,894.00 |                |            |                  |
| 2013  | 12 17      |    |                |                | 2013       | 12 17            |
| 2013  | 12 23      |    |                |                |            |                  |
|   | 2013 12 30 |    |                |                |            |                  |
| 2014  | 2 26       |    | 431,214,014.00 |                |            | XYZH/2012A1055-8 |
|   | 45.17%     |    |                |                |            |                  |
| 2014  | 2 26       |    |                |                |            | "                |
|   | "          | "  |                | "              | 2014 2 26  | "                |
|   | "          | "  |                | "              | "          | "                |
| 10  | 2014       |    |                |                |            |                  |



20,520,227.00                      24.22 /                      2014 12 3  
20,520,227.00                      451,734,241.00  
XYZH/2014A1054-5

[2014]1258

3

8

2 11B1

91440300726198124D

37

" " " "

1

2019

" "

2

12

1

2

1 1 12 31

3

1 1 12 31

4

5

6

7

8

9

1

3

2

“ ”

**10**

1

2

12

76

1

a.

b.

c.

d.

e.

f.

g.

h.

i.

j.

k.

l.

m.

2

a.

b.

c.

d.

e.

f.

3

•

•

•

4

3

4

1

2

3

5

1

2

6

1

2

78

**11**

2019 1 1

10

**12**

**13**

20.00% 20.00% 50.00%  
20.00%





15

1

2

|  |  | 40 | 10%    | 2.25%   |
|--|--|----|--------|---------|
|  |  | 5  | 0%-10% | 18%-20% |
|  |  | 5  | 0%-10% | 18%-20% |
|  |  | 5  | 0%-10% | 18%-20% |

16

17

1

81

3

**18**

**1**

**2**

- 1
- 2
- 3
- 4
- 5

4

5

6

7

**20**

1 ( 1 )

**21**

**1**

**2**

**3**

**22**

**23**

24

12 ——

1

2

3

25

84

(1 )

26

( )

27

1

28

1

1

2

1

2

3

"

"

3

4

5

6

7

1

2

8

**2**

1

3

2

**29**

**1**

2019 4 30

2019

2019 6

|  | 2018 12 31 |                  | 2018 12 31 |                  |
|--|------------|------------------|------------|------------------|
|  |            |                  |            |                  |
|  |            | 3,026,461,690.72 |            | 20,024,810.58    |
|  |            |                  |            | 3,006,436,880.14 |
|  |            | 2,261,017,088.06 |            | 503,401,182.16   |
|  |            |                  |            | 1,757,615,905    |

2

3

|  | 2018 12 31       | 2019 01 01       |                   |
|--|------------------|------------------|-------------------|
|  |                  |                  |                   |
|  | 1,518,050,558.45 | 1,518,050,558.45 |                   |
|  |                  |                  |                   |
|  |                  | 1,121,676,020.00 | 1,121,676,020.00  |
|  | 21,676,020.00    |                  | -21,676,020.00    |
|  |                  |                  |                   |
|  | 20,024,810.58    | 20,024,810.58    |                   |
|  | 3,006,436,880.14 | 2,944,412,778.10 | -62,024,102.04    |
|  |                  |                  |                   |
|  | 115,911,248.60   | 115,911,248.60   |                   |
|  |                  |                  |                   |
|  |                  |                  |                   |
|  | 152,877,183.82   | 137,058,969.88   | -15,818,213.94    |
|  |                  |                  |                   |
|  |                  |                  |                   |
|  | 1,726,098,649.25 | 1,726,098,649.25 |                   |
|  |                  |                  |                   |
|  |                  |                  |                   |
|  | 1,122,833,926.47 | 22,833,926.47    | -1,100,000,000.00 |
|  | 7,683,909,277.31 | 7,606,066,961.33 | -77,842,315.98    |
|  |                  |                  |                   |

|

|



|  |                  |                  |               |
|--|------------------|------------------|---------------|
|  |                  |                  |               |
|  |                  |                  |               |
|  |                  |                  |               |
|  |                  |                  |               |
|  | 342,082,828.52   | 342,082,828.52   |               |
|  | 112,910,824.33   | 112,910,824.33   |               |
|  | 127,834,661.60   | 127,834,661.60   |               |
|  | 4,668,907.86     | 4,668,907.86     |               |
|  |                  |                  |               |
|  |                  |                  |               |
|  |                  |                  |               |
|  |                  |                  |               |
|  | 20,000,000.00    | 20,000,000.00    |               |
|  |                  |                  |               |
|  | 5,575,438,558.34 | 5,575,438,558.34 |               |
|  |                  |                  |               |
|  |                  |                  |               |
|  | 45,000,000.00    | 45,000,000.00    |               |
|  |                  |                  |               |
|  |                  |                  |               |
|  |                  |                  |               |
|  | 4,454,762.00     | 4,454,762.00     |               |
|  |                  |                  |               |
|  | 4,535,900.00     | 4,535,900.00     |               |
|  | 25,358,580.41    | 25,358,580.41    |               |
|  | 17,832,072.29    | 27,953,321.29    | 10,121,249.00 |
|  |                  |                  |               |
|  | 97,181,314.70    | 107,302,563.70   | 10,121,249.00 |
|  | 5,672,619,873.04 | 5,682,741,122.04 | 10,121,249.00 |
|  |                  |                  |               |
|  | 963,431,273.00   | 963,431,273.00   |               |
|  |                  |                  |               |

|  |                   |                   |                |
|--|-------------------|-------------------|----------------|
|  |                   |                   |                |
|  |                   |                   |                |
|  | 2,274,178,387.44  | 2,274,178,387.44  |                |
|  |                   |                   |                |
|  | 66,489,317.80     | 62,404,835.64     | -4,084,482.16  |
|  |                   |                   |                |
|  | 27,209,080.61     | 27,209,080.61     |                |
|  |                   |                   |                |
|  | 1,614,776,633.66  | 1,545,221,160.43  | -69,555,473.23 |
|  | 4,946,084,692.51  | 4,872,444,737.12  | -73,639,955.39 |
|  | 77,601,643.62     | 77,975,723.02     | 374,079.40     |
|  | 5,023,686,336.13  | 4,950,420,460.14  | -73,265,875.99 |
|  | 10,696,306,209.17 | 10,633,161,582.18 | -63,144,626.99 |

|  | 2018 12 31     | 2019 01 01     |                 |
|--|----------------|----------------|-----------------|
|  |                |                |                 |
|  | 26,836,259.23  | 26,836,259.23  |                 |
|  |                | 271,676,020.00 | 271,676,020.00  |
|  | 21,676,020.00  |                | -21,676,020.00  |
|  |                |                |                 |
|  | 12,562,754.56  | 12,562,754.56  |                 |
|  | 221,408,715.75 | 222,986,754.57 | 1,578,038.82    |
|  |                |                |                 |
|  | 159,900.05     | 159,900.05     |                 |
|  | 69,586,506.00  | 69,586,011.88  | -494.12         |
|  |                |                |                 |
|  |                |                |                 |
|  | 21,467,571.28  | 21,467,571.28  |                 |
|  |                |                |                 |
|  |                |                |                 |
|  |                |                |                 |
|  | 251,797,684.09 | 1,797,684.09   | -250,000,000.00 |

|  |                  |                  |               |
|--|------------------|------------------|---------------|
|  | 625,495,410.96   | 627,072,955.66   | 1,577,544.70  |
|  |                  |                  |               |
|  |                  |                  |               |
|  | 71,812,197.32    |                  |               |
|  |                  |                  |               |
|  |                  |                  |               |
|  | 26,400,000.00    | 26,400,000.00    |               |
|  | 2,754,581,026.60 | 2,754,581,026.60 |               |
|  |                  | 37,363,971.16    | 37,363,971.16 |
|  |                  |                  |               |
|  |                  |                  |               |
|  | 222,927.86       | 222,927.86       |               |
|  |                  |                  |               |
|  |                  |                  |               |
|  |                  |                  |               |
|  | 305,084.00       | 305,084.00       |               |
|  |                  |                  |               |
|  |                  |                  |               |

|  |                  |                  |                |
|--|------------------|------------------|----------------|
|  | 8,801,149.66     | 8,801,149.66     |                |
|  | 330,117.23       | 330,117.23       |                |
|  | 2,101,760.19     | 2,101,760.19     |                |
|  | 57,600.00        | 57,600.00        |                |
|  |                  |                  |                |
|  |                  |                  |                |
|  |                  |                  |                |
|  | 319,553,435.98   | 319,553,435.98   |                |
|  |                  |                  |                |
|  |                  |                  |                |
|  |                  |                  |                |
|  |                  |                  |                |
|  |                  |                  |                |
|  |                  |                  |                |
|  |                  |                  |                |
|  |                  |                  |                |
|  |                  |                  |                |
|  |                  |                  |                |
|  |                  |                  |                |
|  |                  |                  |                |
|  |                  |                  |                |
|  |                  |                  |                |
|  |                  |                  |                |
|  | 319,553,435.98   | 319,553,435.98   |                |
|  |                  |                  |                |
|  | 963,431,273.00   | 963,431,273.00   |                |
|  |                  |                  |                |
|  |                  |                  |                |
|  |                  |                  |                |
|  | 2,099,414,949.00 | 2,099,414,949.00 |                |
|  |                  |                  |                |
|  |                  | -34,448,226.16   | -34,448,226.16 |
|  |                  |                  |                |
|  | 27,209,080.61    | 27,209,080.61    |                |
|  | 69,503,669.90    | 71,081,214.60    | 1,577,544.70   |



|  |     |
|--|-----|
|  | 10% |
|--|-----|

2

12 ——

1

2009 6 , 2012 5 2015 11

, 2018 9 2019 15%

2014 6 2008 9 2011 9

2017 11 15% 2019 15%

2017 12 15% 2019

15 %

2013 11 2016 12 15%

2019 15%

2018 10 15% 2019

15%

2018 10 15% 2019

15%

2018 12 15% 2019

15%

[2016]49 " "

2019 10% 2018 2019 10%

[2019]13

100 300 100 25% 20%

100 300 50% 20%

2

[2011]100

2011

3%

4,078,985.54 3.16%



2

|  |              |  |
|--|--------------|--|
|  |              |  |
|  | 6,469,870.24 |  |
|  | 6,469,870.24 |  |

4

1

|    | 55,830,401.29    | 1.42%  | 55,830,401.29  | 100.00% |                  |
|----|------------------|--------|----------------|---------|------------------|
|    |                  |        |                |         |                  |
| I  | 3,173,937,035.97 | 80.77% | 438,276,178.57 | 13.81%  | 2,735,660,857.40 |
| II | 63,171,603.51    | 1.61%  | 50,645,520.21  | 80.17%  | 12,526,083.30    |
|    | 614,177,299.99   | 15.63% | 66,147,744.24  | 10.77%  | 548,029,555.75   |
|    | 22,423,157.31    | 0.57%  | 4,             |         |                  |



|  |                         |               |                       |              |                         |
|--|-------------------------|---------------|-----------------------|--------------|-------------------------|
|  | 34,405,507.73           | 1.00%         | 11,442,275.50         | 33.26%       | 22,963,232.23           |
|  | 3,383,481,374.67        | 98.16%        | 441,012,156.27        | 13.03%       | 2,942,469,218.40        |
|  | <b>3 446 741 163 55</b> | <b>100 00</b> | <b>502 328 385 45</b> | <b>14 57</b> | <b>2 944 412 778 10</b> |

1

I

|         | 1,893,856,485.08        | 2.00%        | 37,870,405.68         | 1,859,970,982.01        | 2.00%        | 35,820,459.92         |
|---------|-------------------------|--------------|-----------------------|-------------------------|--------------|-----------------------|
| 1-180   | 768,487,964.75          | 7.00%        | 53,794,157.69         | 477,338,044.41          | 7.00%        | 33,413,663.11         |
| 180-360 | 179,129,997.71          | 20.00%       | 35,825,999.57         | 82,312,931.79           | 20.00%       | 16,462,586.36         |
| 361-540 | 36,769,200.48           | 50.00%       | 18,384,601.23         | 30,315,968.15           | 50.00%       | 15,157,984.08         |
| 541-720 | 14,965,334.46           | 78.00%       | 11,672,960.92         | 49,113,055.23           | 78.00%       | 38,308,183.08         |
| 720     | 280,728,053.49          | 100.00%      | 280,728,053.48        | 173,119,345.70          | 100.00%      | 173,119,345.70        |
|         | <b>3 173 937 035 97</b> | <b>13 81</b> | <b>438 276 178 57</b> | <b>2 672 170 327 29</b> | <b>11 69</b> | <b>312 282 222 25</b> |

2

II

|         | 8,135,153.20         | 7.00%        | 569,460.72           | 15,710,478.01        | 7.00%        | 1,048,575.25         |
|---------|----------------------|--------------|----------------------|----------------------|--------------|----------------------|
| 1-90    | 2,225,254.35         | 25.00%       | 556,313.59           | 3,875,717.63         | 25.00%       | 968,929.41           |
| 91-180  | 1,854,976.39         | 40.00%       | 741,990.55           | 5,322,170.24         | 40.00%       | 2,128,868.10         |
| 181-270 | 2,104,615.03         | 50.00%       | 1,052,307.52         | 9,588,380.81         | 50.00%       | 4,794,190.41         |
| 271-360 | 3,753,855.71         | 70.00%       | 2,627,699.00         | 7,313,935.26         | 70.00%       | 5,119,754.68         |
| 360     | 45,097,748.83        | 100.00%      | 45,097,748.83        | 36,530,415.27        | 100.00%      | 36,530,415.26        |
|         | <b>63 171 603 51</b> | <b>80 17</b> | <b>50 645 520 21</b> | <b>78 341 097 22</b> | <b>64 58</b> | <b>50 590 733 11</b> |

3

| 1   | 280,017,319.79        | 4.00%        | 11,200,692.86        | 266,867,901.64        | 4.00%        | 10,553,961.38        |
|-----|-----------------------|--------------|----------------------|-----------------------|--------------|----------------------|
| 1-2 | 142,008,661.30        | 7.00%        | 9,940,606.48         | 183,466,217.71        | 7.00%        | 12,842,635.24        |
| 2-3 | 146,534,451.06        | 19.00%       | 27,841,545.81        | 117,644,117.90        | 19.00%       | 22,352,382.40        |
| 3-4 | 41,813,246.46         | 36.00%       | 15,052,768.77        | 12,930,035.70         | 36.00%       | 4,654,812.85         |
| 4-5 | 3,523,939.77          | 52.00%       | 1,832,448.71         | 2,839,658.21          | 52.00%       | 1,476,622.27         |
| 5   | 279,681.61            | 100.00%      | 279,681.61           | 14,816,511.27         | 100.00%      | 14,816,511.27        |
|     | <b>614 177 299 99</b> | <b>10 77</b> | <b>66 147 744 24</b> | <b>598 564 442 43</b> | <b>11 14</b> | <b>66 696 925 41</b> |

4

|  | 22,423,157.31 | 4,828,592.65 | 21.53% | 34,405,507.73 | 11,442,275.50 | 33.26% |
|--|---------------|--------------|--------|---------------|---------------|--------|

2

113,437,904.56

6,042.16

3

|  | 43,895.21 |
|--|-----------|

4

61,159,732.08

811,879,921.14

20.66%

5

1

| 1   | 391,932,648.13 | 98.80% | 113,093,030.70 | 97.57% |
|-----|----------------|--------|----------------|--------|
| 1 2 | 2,919,741.14   | 0.74%  | 2,814,228.11   | 2.43%  |
| 2 3 | 1,831,156.33   | 0.46%  | 3,989.79       |        |
|     | 396,683,545.60 | --     | 115,911,248.60 | --     |

2

350,067,154.79

88.25%

6

|  |                |                |
|--|----------------|----------------|
|  |                |                |
|  | 4,691,337.44   |                |
|  | 170,352,219.26 | 137,058,969.88 |
|  | 175,043,556.70 | 137,058,969.88 |

1

1

|     |              |  |
|-----|--------------|--|
| ( ) |              |  |
|     | 4,691,337.44 |  |
|     | 4,691,337.44 |  |

2

2

1

|  |                |                |
|--|----------------|----------------|
|  |                |                |
|  | 113,779,249.31 | 135,826,474.03 |
|  | 38,876,998.00  | 38,876,998.00  |
|  | 6,614,093.64   | 6,897,408.37   |
|  | 17,355,420.95  | 10,061,618.38  |
|  | 49,571,677.20  |                |
|  | 496,873.31     | 91,683.04      |
|  | 226,694,312.41 | 191,754,181.82 |


2

|  |  |  |  |  |
|--|--|--|--|--|
|  |  |  |  |  |
|  |  |  |  |  |
|  |  |  |  |  |

---

|     |                |
|-----|----------------|
| 4 5 | 44,161,739.60  |
| 5   | 3,106,372.15   |
|     | 226,694,312.44 |

3



1

|  | 1,084,662,688.87 |               | 1,084,662,688.87 | 951,275,832.44   |                | 951,275,832.44   |
|--|------------------|---------------|------------------|------------------|----------------|------------------|
|  | 633,541,678.39   | 65,127,361.97 | 568,414,316.42   | 824,943,745.95   | 117,317,091.95 | 707,626,654.00   |
|  | 142,096,602.22   |               | 142,096,602.22   | 67,196,162.81    |                | 67,196,162.81    |
|  | 1,860,300,969.48 | 65,127,361.97 | 1,795,173,607.51 | 1,843,415,741.20 | 117,317,091.95 | 1,726,098,649.25 |

4 —

2

|  | 117,317,091.95 | 19,955,926.97 |  | 72,145,656.95 |  | 65,127,361.97 |
|--|----------------|---------------|--|---------------|--|---------------|
|  | 117,317,091.95 | 19,955,926.97 |  | 72,145,656.95 |  | 65,127,361.97 |

8

|   | 21,945,776.95 | 22,801,989.33 |
|---|---------------|---------------|
|   | 10,474,926.36 |               |
| - |               | 31,937.14     |
|   | 32,420,703.31 | 22,833,926.47 |

9

|  |   |  |  |  |  |  |  |   |  |
|--|---|--|--|--|--|--|--|---|--|
|  | ( |  |  |  |  |  |  | ) |  |
|  | ) |  |  |  |  |  |  | ) |  |

|  |                |                |
|--|----------------|----------------|
|  | 38,460,082.00  | 27,487,585.00  |
|  | 500,000.00     | 500,000.00     |
|  | 500,000.00     | 500,000.00     |
|  |                |                |
|  | 128,817,469.00 | 116,371,464.16 |

## 11

## 1

|       |               |  |  |               |
|-------|---------------|--|--|---------------|
|       |               |  |  |               |
|       |               |  |  |               |
| 1.    | 16,508,919.88 |  |  | 16,508,919.88 |
| 2.    |               |  |  |               |
| 1     |               |  |  |               |
| 2 \ \ |               |  |  |               |
| 3     |               |  |  |               |
| 3.    |               |  |  |               |
| 1     |               |  |  |               |
| 2     |               |  |  |               |
| 4.    | 16,508,919.88 |  |  | 16,508,919.88 |
|       |               |  |  |               |
| 1.    | 2,135,841.51  |  |  | 2,135,841.51  |
| 2.    | 185,725.36    |  |  | 185,725.36    |
| 1     | 185,725.36    |  |  | 185,725.36    |
| 3.    |               |  |  |               |
| 1     |               |  |  |               |
| 2     |               |  |  |               |
| 4.    | 2,321,566.87  |  |  | 2,321,566.87  |
|       |               |  |  |               |



|    |               |  |  |                      |
|----|---------------|--|--|----------------------|
| 1. |               |  |  |                      |
| 2. |               |  |  |                      |
| 1  |               |  |  |                      |
| 3  |               |  |  |                      |
| 1  |               |  |  |                      |
| 2  |               |  |  |                      |
| 4. |               |  |  |                      |
|    |               |  |  |                      |
| 1. | 14,187,353.01 |  |  | <u>14,187,353.01</u> |

|    |                |                |              |                |                |
|----|----------------|----------------|--------------|----------------|----------------|
| 1  | 6,239.71       | 26,998,295.97  | 49,401.71    | 2,787,009.72   | 29,840,947.11  |
| 4. | 427,722,155.79 | 153,450,724.57 | 4,346,274.70 | 102,393,786.11 | 687,912,941.17 |
|    |                |                |              |                |                |
| 1. | 24,055,958.11  | 83,096,897.67  | 3,739,189.60 | 60,326,085.27  | 171,218,130.65 |
| 2. | 4,830,840.45   | 14,353,679.00  | 130,868.57   | 5,602,143.62   | 24,917,531.64  |
| 1  | 4,830,840.45   | 14,353,679.00  | 130,868.57   | 5,602,143.62   | 24,917,531.64  |
| 2  |                |                |              | 31.80          | 31.80          |
| 3. |                | 22,884,665.10  | 29,344.62    | 2,491,433.81   | 25,405,443.53  |
| 1  |                | 22,879,405.15  | 29,344.62    | 2,491,433.81   | 25,400,183.58  |
| 2  |                | 5,259.95       |              |                | 5,259.95       |
| 4. | 28,886,798.56  | 74,565,911.57  | 3,840,713.55 | 63,436,795.08  | 170,730,218.76 |
|    |                |                |              |                |                |
| 1. |                | 8,611,655.12   |              | 3,213,239.14   | 11,824,894.26  |
| 2. |                |                |              |                |                |
| 1  |                |                |              |                |                |
| 3. |                | 3,614,508.96   |              | 441,786.15     | 4,056,295.11   |
| 1  |                | 3,614,508.96   |              | 441,786.15     | 4,056,295.11   |
| 4. |                | 4,997,146.16   |              | 2,771,452.99   | 7,768,599.15   |
|    |                |                |              |                |                |
| 1. | 398,835,357.23 | 73,887,666.84  | 505,561.15   | 36,185,538.04  | 509,414,123.26 |
| 2. | 403,672,437.39 | 87,885,324.14  | 656,486.81   | 40,577,124.34  | 532,791,372.68 |

## 13

## 1

|    |               |              |            |                |                |
|----|---------------|--------------|------------|----------------|----------------|
|    |               |              |            |                |                |
|    |               |              |            |                |                |
| 1. | 30,642,364.41 | 5,286,201.14 | 700,000.00 | 209,272,286.23 | 245,900,851.78 |
| 2. |               |              |            | 140,482.59     | 140,482.59     |

---

|    |  |            |  |            |            |
|----|--|------------|--|------------|------------|
| 1  |  |            |  | 140,482.59 | 140,482.59 |
| 2  |  |            |  |            |            |
| 3  |  |            |  |            |            |
| 3. |  | 850,794.19 |  | 138,205.13 | 988,999.32 |
| 1  |  |            |  |            |            |

|  |               |               |  |  |  |               |
|--|---------------|---------------|--|--|--|---------------|
|  | 17,733,832.82 | 14,435,180.80 |  |  |  | 32,169,013.62 |
|--|---------------|---------------|--|--|--|---------------|

2017 6

40%-99%

15

1

|  | 193,671,128.85 |  |  | 193,671,128.85 |
|--|----------------|--|--|----------------|
|  | 646,012,991.72 |  |  | 646,012,991.72 |
|  | 19,823,884.02  |  |  | 19,823,884.02  |

17

1

|  | 565,477,740.98 | 89,701,245.03  |  | 484,772,844.85 | 83,118,798.75  |
|--|----------------|----------------|--|----------------|----------------|
|  |                |                |  | 1,906,280.27   | 383,426.91     |
|  | 41,109,867.09  | 6,401,729.23   |  | 31,845,483.65  | 4,977,859.36   |
|  | 175,255,527.20 | 26,288,329.08  |  | 175,255,527.20 | 26,288,329.08  |
|  | 660,000.00     | 165,000.00     |  | 4,535,900.00   | 1,133,975.00   |
|  | 782,503,135.27 | 122,556,303.34 |  | 698,316,035.97 | 115,902,389.10 |

2

|  | 42,453,886.01 | 4,245,388.60  | 50,345,826.93 | 5,176,666.04  |
|--|---------------|---------------|---------------|---------------|
|  | 40,484,996.00 | 10,121,249.00 | 40,484,996.00 | 10,121,249.00 |

## 19

|  |                |                |
|--|----------------|----------------|
|  |                |                |
|  | 83,983,155.80  | 205,472,679.21 |
|  | 589,221,430.09 | 297,928,502.95 |
|  | 673,204,585.89 | 503,401,182.16 |

277 157 00

## 20

## 1

|  |                  |                  |
|--|------------------|------------------|
|  |                  |                  |
|  | 1,946,454,976.15 | 1,757,615,905.90 |
|  | 1,946,454,976.15 | 1,757,615,905.90 |

## 2

## 1

|   |               |    |
|---|---------------|----|
|   |               |    |
| A | 16,580,700.00 |    |
| B | 6,199,360.00  |    |
| C | 5,748,473.22  |    |
| D | 5,402,936.50  |    |
| E | 5,264,204.89  |    |
|   | 39,195,674.61 | -- |

## 21

1

|  |                |                  |
|--|----------------|------------------|
|  |                |                  |
|  | 607,089,038.99 | 1,050,093,691.53 |
|  | 607,089,038.99 | 1,050,093,691.53 |

2

1

|   |               |    |
|---|---------------|----|
|   |               |    |
| M | 36,290,868.38 |    |
| N | 9,367,001.00  |    |
| O | 5,750,463.60  |    |
| P | 3,376,300.74  |    |
| Q | 3,371,896.16  |    |
|   | 58,156,529.88 | -- |

22

1

|   |                |                |                |                |
|---|----------------|----------------|----------------|----------------|
|   |                |                |                |                |
|   | 334,964,547.77 | 657,318,323.53 | 784,421,402.66 | 207,861,468.64 |
| - | 4,604,133.21   | 69,847,236.08  | 70,472,563.25  | 3,978,806.04   |
|   | 2,514,147.54   | 3,875,013.12   | 6,389,160.66   |                |
|   | 342,082,828.52 | 731,040,572.73 | 861,283,126.57 | 211,840,274.68 |

2

|   |                |                |                |                |
|---|----------------|----------------|----------------|----------------|
|   |                |                |                |                |
| 1 | 314,319,835.57 | 552,124,817.92 | 679,092,303.45 | 187,352,350.04 |
| 2 |                | 25,002,957.43  | 25,002,957.43  |                |
| 3 | 2,588,392.58   | 37,287,068.82  | 37,285,494.27  | 2,589,967.13   |
|   | 2,344,425.47   | 33,474,572.35  | 33,473,170.73  | 2,345,827.09   |
|   | 56,980.78      | 937,527.44     | 938,386.30     | 56,121.92      |
|   | 186,986.33     | 2,874,969.03   | 2,873,937.24   | 188,018.12     |
| 4 | 34,839.00      | 39,434,576.49  | 39,258,836.49  | 210,579.00     |
| 5 | 18,021,480.62  | 3,468,902.87   | 3,781,811.02   | 17,708,572.47  |
|   | 334,964,547.77 | 657,318,323.53 | 784,421,402.66 | 207,861,468.64 |

3

|   |              |               |               |              |
|---|--------------|---------------|---------------|--------------|
|   |              |               |               |              |
| 1 | 4,420,469.55 | 67,328,558.60 | 67,957,473.28 | 3,791,554.87 |
| 2 | 183,663.66   |               |               |              |





|  |               |                |
|--|---------------|----------------|
|  | 574,519.80    | 553,374.50     |
|  | 144,765.24    | 397,432.45     |
|  | 79,419,381.72 | 112,910,824.33 |

**24**

|  |                |                |
|--|----------------|----------------|
|  |                |                |
|  | 8,031,368.63   | 4,668,907.86   |
|  | 140,665,337.77 | 123,165,753.74 |
|  | 148,696,706.40 | 127,834,661.60 |

**1**

|  |              |              |
|--|--------------|--------------|
|  |              |              |
|  | 72 569 44    | 85 763 89    |
|  | 7 958 799 19 | 4 583 143 97 |
|  | 8 031 368 63 | 4 668 907 86 |

**2**

|  |                |                |
|--|----------------|----------------|
|  |                |                |
|  | 125 839 212 61 | 111 103 827 52 |

26

1

|  |  | 45,000,000.00 |
|--|--|---------------|
|  |  | 45,000,000.00 |

27

|  | 4,454,762.00 | 4,454,762.00 |
|--|--------------|--------------|
|  | 4,454,762.   |              |

660,000.00

29

|  |               |            |              |               |    |
|--|---------------|------------|--------------|---------------|----|
|  |               |            |              |               |    |
|  | 25,358,580.41 | 970,000.00 | 3,974,930.41 | 22,353,650.00 |    |
|  | 25,358,580.41 | 970,000.00 | 3,974,930.41 | 22,353,650.00 | -- |

|         |              |            |  |              |  |  |              |   |
|---------|--------------|------------|--|--------------|--|--|--------------|---|
|         |              |            |  |              |  |  |              | / |
|         | 9,053,055.78 |            |  |              |  |  | 9,053,055.78 |   |
| Deeplan | 5,752,419.07 |            |  | 638,211.86   |  |  | 5,114,207.21 |   |
|         | 2,440,000.00 |            |  |              |  |  | 2,440,000.00 |   |
|         | 1,655,728.65 | 200,000.00 |  | 40,849.48    |  |  | 1,814,879.17 |   |
|         | 3,332,992.41 |            |  | 2,250,164.19 |  |  | 1,082,828.22 |   |
|         |              | 680,000.00 |  | 150,183.70   |  |  | 529,816.30   |   |
|         | 460,000.00   |            |  |              |  |  | 460,000.00   |   |
| IDE     | 453,030.94   |            |  |              |  |  | 453,030.94   |   |

|         |               |            |  |              |  |  |               |
|---------|---------------|------------|--|--------------|--|--|---------------|
|         | 409,839.65    |            |  |              |  |  | 409,839.65    |
|         | 436,987.75    |            |  | 120,000.00   |  |  | 316,987.75    |
|         | 200,000.00    |            |  |              |  |  | 200,000.00    |
|         | 226,000.00    |            |  | 30,136.00    |  |  | 195,864.00    |
| 2018    | 270,000.00    |            |  | 131,257.00   |  |  | 138,743.00    |
|         | 110,053.28    |            |  |              |  |  | 110,053.28    |
|         | 110,904.77    |            |  | 81,453.50    |  |  | 29,451.27     |
| Deeplan | 83,124.66     |            |  | 78,231.23    |  |  | 4,893.43      |
|         | 243,761.92    |            |  | 243,761.92   |  |  |               |
|         | 120,681.53    |            |  | 120,681.53   |  |  |               |
|         |               | 90,000.00  |  | 90,000.00    |  |  |               |
|         | 25,358,580.41 | 970,000.00 |  | 3,974,930.41 |  |  | 22,353,650.00 |

30

|  |                |     |  |  |  |  |                |
|--|----------------|-----|--|--|--|--|----------------|
|  |                | + - |  |  |  |  |                |
|  |                |     |  |  |  |  |                |
|  | 963,431,273.00 |     |  |  |  |  | 963,431,273.00 |

31

|  |                  |  |              |                  |
|--|------------------|--|--------------|------------------|
|  |                  |  |              |                  |
|  | 2,224,934,959.71 |  |              | 2,224,934,959.71 |
|  | 49,243,427.73    |  | 2,036,935.59 | 49,628,056.54    |

## 33

|  |               |  |  |               |
|--|---------------|--|--|---------------|
|  |               |  |  |               |
|  | 27,209,080.61 |  |  | 27,209,080.61 |
|  | 27,209,080.61 |  |  | 27,209,080.61 |

## 34

|  |     |                  |                  |
|--|-----|------------------|------------------|
|  |     |                  |                  |
|  |     | 1,614,776,633.66 | 1,603,510,186.54 |
|  | + - | -69,555,473.23   |                  |
|  |     | 1,545,221,160.43 | 1,603,510,186.54 |
|  |     | 129,143,755.18   | 250,492,169.97   |
|  |     | 33,720,093.34    | 30,829,797.30    |
|  |     | 52,525.44        |                  |
|  |     | 1,640,592,296.83 | 1,823,172,559.21 |

- 1) -69,555,473.23
- 2) 0.00
- 3) 0.00
- 4) 0.00
- 5) 0.00

## 35

|  |                  |                  |                  |                  |
|--|------------------|------------------|------------------|------------------|
|  |                  |                  |                  |                  |
|  | 4,127,423,137.51 | 3,345,831,870.57 | 4,160,902,696.23 | 3,373,337,779.52 |
|  | 2,770,865.96     | 185,725.34       |                  |                  |
|  | 4,130,194,003.47 | 3,346,017,595.91 | 4,160,902,696.23 | 3,373,337,779.52 |

36

|  |               |               |
|--|---------------|---------------|
|  |               |               |
|  | 7,436,134.01  | 10,457,928.49 |
|  | 3,190,206.32  | 4,361,829.26  |
|  | 1,353,038.88  | 1,312,140.59  |
|  | 48,573.29     | 54,547.09     |
|  | 2,734,445.09  | 2,309,337.66  |
|  | 2,116,796.76  | 2,907,886.19  |
|  | 33,588.35     | 5,690.39      |
|  | 16,912,782.70 | 21,409,359.67 |

37

|  |                |                |
|--|----------------|----------------|
|  |                |                |
|  | 117,612,278.61 | 125,158,124.82 |
|  | 31,892,153.43  | 36,337,458.96  |
|  | 30,945,917.59  | 12,586,299.28  |
|  | 11,614,312.53  | 15,717,614.77  |
|  | 8,937,589.94   | 7,105,515.11   |
|  | 8,798,198.28   | 10,683,199.44  |
|  | 5,501,185.61   | 5,650,299.46   |
|  | 5,031,746.49   | 5,400,079.52   |
|  | 2,907,463.79   | 1,963,784.91   |
|  | 2,683,776.55   | 4,118,957.15   |
|  | 1,292,349.76   | 3,520,694.64   |
|  | 447,128.59     | 438,023.13     |
|  | 1,056,098.37   | 702,907.89     |
|  | 228,720,199.54 | 229,382,959.08 |

38

|  | 70,683,839.65 | 89,621,145.16 |
|--|---------------|---------------|
|  | 19,012,303.74 | 21,052,640.71 |
|  | 12,802,336.61 | 18,260,431.65 |
|  | 6,528,746.54  | 10,463,005.12 |
|  | 5,939,292.66  | 12,499,180.67 |
|  | 4,574,907.49  | 11,968,592.41 |
|  | 1,447,748.98  | 5,664,039.35  |
|  | 1,236,875.77  | 1,671,        |



## 40

|     |               |                |
|-----|---------------|----------------|
|     |               |                |
|     | 45,214,009.53 | 38,527,938.79  |
|     | 4,621,744.00  | 5,693,271.00   |
| "_" | 1,048,341.29  | -14,477,991.72 |
|     | 4,260,911.37  | 3,189,871.51   |
|     | -151,167.27   | 17,263.43      |
|     | 45,750,350.92 | 21,563,811.01  |

## 41

|         |              |              |
|---------|--------------|--------------|
|         |              |              |
|         | 4,078,985.54 | 5,415,825.54 |
|         | 2,615,069.00 |              |
|         | 2,250,164.19 | 888,067.55   |
|         | 1,003,900.00 | 798,400.00   |
| Deeplan | 638,211.86   | 151,310.75   |
|         | 604,000.00   |              |
|         | 509,851.64   |              |
| 2018    | 260,000.00   |              |
|         | 243,761.92   |              |
|         | 150,183.70   |              |
| 2017 (  | 150,000.00   | 200,000.00   |
|         | 138,795.87   | 259,976.78   |
| 2018    | 131,257.00   |              |
|         | 120,681.53   | 7,062.29     |
|         | 120,000.00   |              |
| 2018    | 100,000.00   |              |
| 2018    | 130,000.00   |              |

|         |               |               |
|---------|---------------|---------------|
|         | 90,000.00     |               |
|         | 81,453.50     | 10,450.00     |
| Deeplan | 78,231.23     | 175,776.78    |
|         | 42,951.11     | 24,000.00     |
|         | 40,849.48     | 2,040,008.08  |
|         | 30,136.00     |               |
|         | 2,800.00      | 18,000.00     |
| 2018    | 800.00        |               |
|         |               | 1,535,878.84  |
|         |               | 1,661,086.44  |
|         |               | 527,051.58    |
|         |               | 200,000.00    |
|         |               | 88,608.01     |
|         |               | 54,425.00     |
|         |               | 47,390.74     |
| 2016    | (             | 26,892.21     |
|         |               | 2,592.23      |
|         | IDE           | 7,391.77      |
| 2017    |               | 1,000,000.00  |
|         |               | 151,780.00    |
|         |               | 74,000.00     |
|         |               | 23,400.00     |
|         | 13,612,083.57 | 15,389,374.59 |

42

|  |              |               |
|--|--------------|---------------|
|  |              |               |
|  | 7,741,524.25 | -7,493,274.46 |
|  | 4,480,660.41 | 72,562,719.16 |
|  | 407,734.80   |               |

|  |               |                |
|--|---------------|----------------|
|  | 3,340,141.76  |                |
|  |               | 93,208,421.76  |
|  | 15,687,378.30 | 13,445,780.45  |
|  |               | -7,318.44      |
|  | 31,657,439.52 | 171,716,328.47 |

43

|  |               |              |
|--|---------------|--------------|
|  |               |              |
|  | -6,911,322.54 | 1,816,019.50 |
|  | -6,911,322.54 | 1,816,019.50 |

44

|  |                 |  |
|--|-----------------|--|
|  |                 |  |
|  | -1,646,881.21   |  |
|  | -113,437,904.56 |  |
|  | -115,084,785.77 |  |

45

|  |                |                 |
|--|----------------|-----------------|
|  |                |                 |
|  |                | -104,083,449.25 |
|  | -19,955,926.97 | -51,503,423.07  |
|  |                | -8,575,986.32   |
|  | -19,955,926.97 | -164,162,858.64 |

46

|  |              |            |              |
|--|--------------|------------|--------------|
|  |              |            |              |
|  | 1,260,102.87 | 2,185.61   | 1,260,102.87 |
|  | 743,067.10   | 202,268.27 | 743,067.10   |
|  | 2,003,169.97 | 204,453.88 | 2,033,169.97 |

47

|  |              |              |              |
|--|--------------|--------------|--------------|
|  |              |              |              |
|  | 277,241.12   | 960,666.25   | 277,241.12   |
|  | 841,784.10   | 432,982.15   | 841,784.10   |
|  | 1,119,025.22 | 1,393,648.40 | 1,119,025.22 |

48

1

|  |               |                |
|--|---------------|----------------|
|  |               |                |
|  | 6,217,958.24  | 20,000,720.51  |
|  | -7,276,816.32 | -17,709,381.47 |
|  | -1,058,858.08 | 2,291,339.04   |

2

|   |                |
|---|----------------|
|   |                |
|   | 125,557,952.14 |
| / | 31,389,488.04  |
|   | -22,106,046.79 |

---

|  |               |
|--|---------------|
|  | -4,416,109.82 |
|  |               |



51

1

|     |                |                 |
|-----|----------------|-----------------|
|     |                |                 |
| 1   | --             | --              |
|     | 126,616,810.22 | 247,943,723.01  |
|     | 135,040,712.74 | 164,162,858.64  |
|     | 24,917,495.58  | 32,564,485.50   |
|     | 21,623,241.32  | 19,438,733.01   |
|     | 4,767,393.29   | 5,002,157.67    |
| " " | -1,130,673.76  | 958,480.64      |
| " " | 6,911,322.54   | -1,816,019.50   |
| " " | 45,214,009.53  | 38,527,938.79   |
| " " | -31,657,439.52 | -171,716,328.47 |
| " " | -15,314,836.39 | -17,426,264.39  |

2

|  |                |                  |
|--|----------------|------------------|
|  |                |                  |
|  | 574,929,719.76 | 1,483,675,206.37 |
|  | 8,721.89       | 8,721.89         |
|  | 574,920,997.87 | 1,483,666,484.48 |
|  | 574,929,719.76 | 1,483,675,206.37 |

52

|  |               |    |
|--|---------------|----|
|  |               |    |
|  | 44,730,818.32 |    |
|  | 44,730,818.32 | -- |

53

1

|  |               |         |               |
|--|---------------|---------|---------------|
|  |               |         |               |
|  | --            | --      |               |
|  | 5,708,947.66  | 6.88000 | 39,277,506.12 |
|  | 1,705.67      | 7.79999 | 13,304.21     |
|  | 11,352,170.90 | 0.87755 | 9,962,097.57  |
|  | --            | --      |               |
|  | 1,167,133.33  | 6.88000 | 8,029,877.34  |
|  |               | 7.79999 |               |
|  | 1,257,661.64  | 0.87755 | 1,103,660.97  |
|  |               |         |               |
|  | 326,777.76    | 6.88000 | 2,248,230.99  |
|  |               |         |               |
|  | 10,042.00     | 0.87755 | 8,812.36      |



|  |                |         |                |
|--|----------------|---------|----------------|
|  |                |         |                |
|  | 1,725,201.53   | 6.88000 | 11,869,386.53  |
|  | 4,221,383.90   | 0.87755 | 3,704,475.44   |
|  |                |         |                |
|  | 21,922.79      | 6.88000 | 150,828.80     |
|  | 246,014.11     | 0.87755 | 215,889.68     |
|  |                |         |                |
|  | 379,000.00     | 0.87755 | 332,591.45     |
|  |                |         |                |
|  | 150,000,000.00 | 0.87755 | 131,632,500.00 |
|  | --             | --      |                |
|  |                |         |                |
|  |                |         |                |
|  |                |         |                |

2

54

1

|  |               |  |               |
|--|---------------|--|---------------|
|  |               |  |               |
|  | 5,114,207.21  |  | 638,211.86    |
|  | 17,239,442.79 |  | 3,336,718.55  |
|  | 12,973,871.71 |  | 12,973,871.71 |

2

1

2019 3 6

2019 6 25

1

1

|   |     |     |  | 100.00% |         |  |
|---|-----|-----|--|---------|---------|--|
|   |     |     |  | 100.00% |         |  |
|   |     |     |  |         | 100.00% |  |
|   |     |     |  |         | 100.00% |  |
|   |     |     |  |         | 100.00% |  |
|   |     |     |  | 10.44%  | 89.56%  |  |
|   |     |     |  |         | 100.00% |  |
|   |     |     |  |         | 100.00% |  |
| 2   |     |     |  |         | 46.00%  |  |
| 2   |     |     |  |         | 46.00%  |  |
| Digital China Software (BVI) Limited            | BVI | BVI |  |         | 100.00% |  |
| 5   |     |     |  |         | 100.00% |  |
| Digital China Advanced Systems Limited          |     |     |  |         | 100.00% |  |
| Digital China Financial Service Holding Limited |     |     |  |         | 100.00% |  |
|   |     |     |  |         | 100.00% |  |

|   |   |  |  |        |         |  |
|---|---|--|--|--------|---------|--|
| 1 |   |  |  |        | 40.81%  |  |
|   |   |  |  | 99.90% |         |  |
|   |   |  |  |        | 99.90%  |  |
|   |   |  |  |        | 100.00% |  |
|   |   |  |  |        | 51.00%  |  |
|   |   |  |  |        | 65.00%  |  |
|   |   |  |  |        | 60.00%  |  |
|   |   |  |  |        | 100.00% |  |
|   |   |  |  | 66.67% |         |  |
| 2 |   |  |  |        | 46.00%  |  |
|   | 3 |  |  | 48.00% |         |  |
|   |   |  |  | 69.10% |         |  |
|   |   |  |  |        | 66.67%  |  |
| 4 |   |  |  | 40.00% |         |  |
|   | 1 |  |  |        | 40.81%  |  |
|   |   |  |  |        | 100.00% |  |
|   |   |  |  |        | 100.00% |  |
|   |   |  |  |        | 100.00% |  |
|   |   |  |  |        | 66.67%  |  |
|   |   |  |  |        | 65.00%  |  |
|   |   |  |  |        | 60.00%  |  |

1 " " 40.81%  
3.4008% 3.4008% 3.4008% 51.0114%

2 46.00%

3 48.00%

4 40.00% 3 2

5 2019 7

2

|  |        |            |  |               |
|--|--------|------------|--|---------------|
|  |        |            |  |               |
|  | 54.00% | 402,771.47 |  | 37,568,885.47 |

3

|  | 512,046,231.64 | 57,378,922.30 | 569,425,153.94 | 472,755,919.51 | 12,530,237.97 | 485,286,157.48 | 891,038,616.07 | 63,852,962.05 | 954,891,578.12 | 861,606,928.78 | 11,942,676.95 | 873,549,605.73 |
|--|----------------|---------------|----------------|----------------|---------------|----------------|----------------|---------------|----------------|----------------|---------------|----------------|

|  | 236,706,011.40 | 2,797,024.07 | 2,797,024.07 | 152,567,176.03 | 369,608,373.18 | 6,707,561.55 | 6,707,561.55 | 113,228,992.28 |
|--|----------------|--------------|--------------|----------------|----------------|--------------|--------------|----------------|

2019

|        |  |
|--------|--|
|        |  |
|        |  |
| 17.41% |  |

|                  |
|------------------|
| /                |
|                  |
| 1,375,729,208.16 |
| 1,053,704,526.66 |
| 2,429,433,734.82 |
| 1,093,757,889.46 |
| 432,868.22       |
| 1,094,190,757.68 |

3

|    |                |                |
|----|----------------|----------------|
|    | /              | /              |
|    | --             | --             |
|    | --             | --             |
| -- |                | -2,257,788.46  |
| -- |                | -2,257,788.46  |
|    | --             | --             |
|    | 131,011,681.19 | 137,882,660.17 |
|    | --             | --             |
| -- | 761,168.36     | -11,449,941.91 |
| -- | 761,168.36     | -11,449,941.91 |

1

2

1

2019 6 30

|  |  |  |  |  |
|--|--|--|--|--|
|  |  |  |  |  |
|  |  |  |  |  |
|  |  |  |  |  |

3

2019 6 30

/

4

2019 6 30

|  |                  |              |                  |
|--|------------------|--------------|------------------|
|  |                  |              |                  |
|  | 1,012,215,343.87 |              | 1,012,215,343.87 |
|  | 675,201,585.89   |              | 675,201,585.89   |
|  | 1,944,457,976.15 |              | 1,944,457,976.15 |
|  | 148,696,706.40   |              | 148,696,706.40   |
|  | 55,000,000.00    |              | 55,000,000.00    |
|  |                  | 4,454,762.00 | 4,454,762.00     |

5

1)

|  |    |        |        |        |        |
|--|----|--------|--------|--------|--------|
|  |    |        |        |        |        |
|  | 5% | 859.08 | 859.08 | 883.32 | 883.32 |

|  |    |         |           |         |           |
|--|----|---------|-----------|---------|-----------|
|  |    | -0.84   | 237.00    | -0.40   | 278.61    |
|  |    | 858.23  | 1,096.08  | 882.93  | 1,161.93  |
|  | 5% | -859.08 | -859.08   | -883.32 | -883.32   |
|  |    | 0.84    | -237.00   | 0.40    | -278.61   |
|  |    | -858.23 | -1,096.08 | -882.93 | -1,161.93 |

2)

|    |           |           |           |   |
|----|-----------|-----------|-----------|---|
|    |           |           |           |   |
|    |           |           |           |   |
| 1% | -1,012.22 | -1,012.22 | -1,041.64 | - |



3

1

|  |  |  | 20,000 | 40.43% | 40.43% |
|--|--|--|--------|--------|--------|

Digital China Holdings Limited

2

1 1

3

2 1



4

| DIGITAL CHINA HOLDINGS LTD BERMUDA                |  |
|---|--|
| Instant Technology Supply Chain Hong Kong Limited |  |
|   |  |
|   |  |
|   |  |
|   |  |
|   |  |



|  |  |  |
|--|--|--|
|  |  |  |
|  |  |  |
|  |  |  |

5

1

/

|  |  | 72,507,267.29 |                |  | 52,837,119.83 |
|--|--|---------------|----------------|--|---------------|
|  |  | 17,940,760.51 |                |  | 6,222,520.68  |
|  |  | 327,320.69    |                |  |               |
|  |  | 208,160.38    |                |  | 1,075,252.08  |
|  |  | 200,753.45    | 350,000,000.00 |  | 2,931,857.27  |
|  |  | 169,811.32    |                |  |               |
|  |  | 24,778.76     |                |  |               |

|  |  |            |              |
|--|--|------------|--------------|
|  |  | 182,726.36 | 981,993.63   |
|  |  | 162,735.85 |              |
|  |  |            | 2,121,059.83 |
|  |  |            | 1,000,000.00 |
|  |  |            | 113,992.94   |

2

|  |  |              |  |
|--|--|--------------|--|
|  |  |              |  |
|  |  | 2,705,200.73 |  |

3

|  |              |            |            |  |
|--|--------------|------------|------------|--|
|  |              |            |            |  |
|  | 5,000,000.00 | 2018 05 29 | 2019 05 29 |  |

" 2 "

4

2013 10 28

" " 6 1981387 1958296 1958736 1958790

1956439 1964768

" "+" " 3030645 2014 9 6

2014 9 7 2024 9 6

5

|  |  |              |              |
|--|--|--------------|--------------|
|  |  |              |              |
|  |  | 6,028,946.15 | 7,148,942.50 |
|  |  | 1,649,025.91 |              |
|  |  | 1,404,861.54 | 1,380,317.70 |

|   |  |                      |                      |
|---|--|----------------------|----------------------|
|   |  | 380,666.99           | 514,180.19           |
|   |  | 372,037.18           | 537,702.77           |
|   |  | 288,985.00           |                      |
|   |  | 188,612.43           | 185,981.06           |
| DIGITAL CHINA HOLDINGS LTD BERMUDA                |  | 38,933.97            | 78,448.75            |
|   |  | 28,640.78            |                      |
| Instant Technology Supply Chain Hong Kong Limited |  | 10,686.93            | 104,007.67           |
| Digital China (HK) Limited 神州数码 (香港) 有限公司         |  | 358.72               | 302,946.72           |
|   |  |                      | 2,565.90             |
|   |  |                      | 27,035.38            |
|   |  |                      | 50,832.07            |
|   |  |                      | 11,080.08            |
|   |  | <b>10 391 755 60</b> | <b>10 344 040 80</b> |
|   |  | 2,780,200.45         | 2,666,990.94         |
|   |  | 371,638.64           | 1,235,185.90         |
|   |  | 59,003.92            | 1,135,947.35         |
|   |  | <b>3 210 843 01</b>  | <b>5 038 124 19</b>  |
|   |  | <b>13 602 598 61</b> | <b>15 382 164 99</b> |

6

1

|  |  | 6,480,000.00 | 732,840.00   | 5,370,000.00 | 214,800.00 |
|--|--|--------------|--------------|--------------|------------|
|  |  | 5,809,000.00 | 1,856,300.00 | 6,988,000.00 | 943,380.00 |
|  |  | 5,316,726.87 | 899,793.27   | 6,017,533.31 | 370,369.48 |
|  |  | 2,022,372.97 | 533,714.43   | 2,014,817.16 | 417,026.49 |

|  |  |              |            |              |              |
|--|--|--------------|------------|--------------|--------------|
|  |  | 795,000.00   | 159,000.00 | 3,975,000.00 | 2,599,650.00 |
|  |  | 422,093.25   | 422,093.25 | 422,093.25   | 374,936.25   |
|  |  | 159,900.00   | 124,722.00 | 159,900.00   | 79,950.00    |
|  |  |              |            | 7,210,000.00 | 6,297,200.00 |
|  |  | 1,200,000.01 | 84,000.00  | 2,000,000.01 | 140,000.00   |
|  |  |              |            | 248,164.00   | 4,963.28     |
|  |  | 3,842,521.62 |            | 82,100.00    |              |
|  |  | 2,262,102.00 |            | 1,139,020.00 |              |
|  |  | 60,500.00    |            | 1,715,934.00 |              |
|  |  | 47,821.00    |            | 59,522.00    |              |
|  |  |              |            | 306,324.10   |              |
|  |  | 460,105.90   | 9,202.12   | 460,105.90   | 9,202.12     |
|  |  | 4,691,337.44 |            |              |              |

2

|  |  |              |              |
|--|--|--------------|--------------|
|  |  |              |              |
|  |  | 5,958,858.16 | 3,071,035.51 |
|  |  | 3,391,500.00 |              |
|  |  | 3,302,110.04 | 1,176,882.70 |
|  |  | 2,414,000.00 | 2,418,600.00 |
|  |  | 1,798,825.94 | 3,558,511.02 |
|  |  | 877,700.01   | 877,700.01   |
|  |  | 745,000.00   | 779,050.00   |
|  |  | 208,160.38   | 599,547.17   |
|  |  | 366,117.29   | 595,774.86   |
|  |  | 205,376.40   | 550,831.00   |
|  |  | 190,800.00   |              |
|  |  | 93,005.00    | 431.03       |
|  |  | 28,000.00    |              |

|  |   |               |               |
|--|---|---------------|---------------|
|  | DIGITAL CHINA HOLDINGS LTD BERMUDA                | 6,350.22      | 10,781.68     |
|  | Instant Technology Supply Chain Hong Kong Limited | 1,172.58      | 827.04        |
|  |   |               | 3,137,437.83  |
|  |   |               | 1,106,195.01  |
|  |   |               | 1,009,200.00  |
|  |   |               | 46,522.41     |
|  |   |               | 5,077.94      |
|  | Digital China (HK) Limited 神州数码 (香港) 有限公司         |               | 304.12        |
|  |   | 48,783,089.65 | 10,256,612.00 |
|  |   | 4,706,853.75  | 5,053,939.00  |
|  |   | 47,821.00     | 202,300.00    |
|  |   |               | 3,370,453.40  |
|  |   | 1,841,568.48  |               |
|  |   | 22,847,500.00 |               |
|  |   | 2,398,080.00  | 2,398,080.00  |
|  |   | 200,000.00    | 200,000.00    |

## 1

2019 6 30 (T)

|     |      |              |
|-----|------|--------------|
|     |      |              |
| T+1 | 2019 | 6,360,163.04 |
| T+2 | 2020 | 2,374,767.91 |
| T+3 | 2021 | 60,000.00    |
| T+3 |      | 30,000.00    |

2

1

|         |              |      |                                    |      |              |                            |
|---------|--------------|------|------------------------------------|------|--------------|----------------------------|
| 1       |              |      |                                    | "    | "            |                            |
| 2018    | 11           | 7    |                                    |      |              | 25,000,000.00              |
| 2       |              |      |                                    | "    | "            |                            |
| 2017    | 7            | 14   |                                    | "    | "            | "                          |
|         | 2,349,465.23 |      | 204,301.00                         |      | 551,648.00   | 3,105,414.23               |
|         |              | 2018 | 6                                  | 27   |              |                            |
|         | 22,015.00    |      | 1,155,880.24                       |      | 2,377,895.24 |                            |
|         |              |      |                                    |      | 1,200,000.00 |                            |
| 4       |              |      |                                    | "    | "            |                            |
| 2018    |              | 4    | 660,000.00                         |      |              |                            |
|         |              |      |                                    |      | 660,000.00   |                            |
| 2019    | 5            | 1    | Digital China Software BVI Limited |      |              | 300378                     |
|         |              |      | 5%                                 |      |              | 15                         |
| 6       |              |      | 2%                                 | 2019 | 7            | 1                          |
| Limited |              |      | 2,621,000                          |      |              | Digital China Software BVI |
|         |              |      |                                    | 2019 | 7            | 29                         |
| 2019    | 8            | 1    |                                    |      |              | 500                        |
| 2019    | 8            | 23   |                                    |      |              | 1000                       |





---

|         |         |       |           |              |        |            |
|---------|---------|-------|-----------|--------------|--------|------------|
| 1-180   | 261,800 | 7.00% | 18,326.00 | 138,052.10   | 7.00%  | 9,663.65   |
| 180-360 |         |       |           | 1,204,133.48 | 20.00% | 240,826.70 |

**1**

1

|  |               |               |
|--|---------------|---------------|
|  |               |               |
|  | 13,000,000.00 | 69,561,800.00 |
|  | 24,706.00     | 24,706.00     |
|  | 13,024,706.00 | 69,586,506.00 |

2

|          |    |        |     |        |
|----------|----|--------|-----|--------|
|          |    |        |     |        |
|          | 12 | ( )    | ( ) |        |
| 2019 1 1 |    | 494.12 |     | 494.12 |
| 2019 1 1 |    |        |     |        |

## 1

|  | ( )              |  |  |  |  | ( )              |               |
|--|------------------|--|--|--|--|------------------|---------------|
|  |                  |  |  |  |  |                  |               |
|  | 787,115,617.91   |  |  |  |  | 787,115,617.91   |               |
|  | 6,432,881.52     |  |  |  |  | 6,432,881.52     | 37,926,590.48 |
|  | 710,000,000.00   |  |  |  |  | 710,000,000.00   |               |
|  | 40,000,000.00    |  |  |  |  | 40,000,000.00    |               |
|  | 7,200,000.00     |  |  |  |  | 7,200,000.00     |               |
|  | 1,198,787,570.67 |  |  |  |  | 1,198,787,570.67 |               |
|  | 2,400,000.00     |  |  |  |  | 2,400,000.00     |               |
|  | 2,751,936,070.10 |  |  |  |  | 2,751,936,070.10 | 37,926,590.48 |

## 2

|  | ( )          |  |  |             |  |  |  |  |  | ( )          |  |
|--|--------------|--|--|-------------|--|--|--|--|--|--------------|--|
|  |              |  |  |             |  |  |  |  |  |              |  |
|  | 2,644,956.50 |  |  | -185,087.79 |  |  |  |  |  | 2,459,868.71 |  |
|  | 2,644,956.50 |  |  | -185,087.79 |  |  |  |  |  | 2,459,868.71 |  |
|  | 2,644,956.50 |  |  | -185,087.79 |  |  |  |  |  | 2,459,868.71 |  |

## 4

|  | 24,383,514.89 | 22,827,146.91 | 479,676,089.49 | 449,484,195.36 |
|--|---------------|---------------|----------------|----------------|
|  | 24,383,514.89 | 22,827,146.91 | 479,676,089.49 | 449,484,195.36 |

## 5

|  |             |               |
|--|-------------|---------------|
|  |             |               |
|  | -185,087.79 | -2,624,818.62 |
|  | 407,734.80  |               |
|  |             | 3,931,813.66  |
|  |             | -7,318.44     |
|  | 222,647.01  | 1,299,676.60  |

## 1

|  |               |    |
|--|---------------|----|
|  |               |    |
|  | 982,861.75    |    |
|  | 8,884,450.52  |    |
|  | -2,353,085.56 |    |
|  | -98,717.00    |    |
|  | 4,480,660.41  |    |
|  | 1,200,669.45  |    |
|  | 179,553.26    |    |
|  | 10,515,947.41 | -- |

1 ---  
1 ---

2

|  |       | /      | /      |
|--|-------|--------|--------|
|  | 2.61% | 0.1340 | 0.1340 |
|  | 2.40% | 0.1231 | 0.1231 |

3

1

2

2019 8 29